




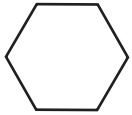
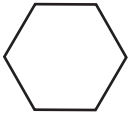



Comparing Mystery Numbers

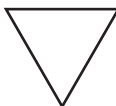
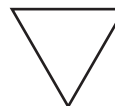
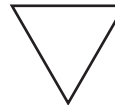
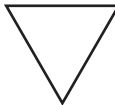
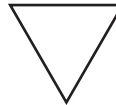
What is the mystery number?






Draw a picture to help.

1.  +  = 8  = 4

2.  + 3 < 5
 > 0  = _____

3.  +  > 3
 6 -  >   = _____

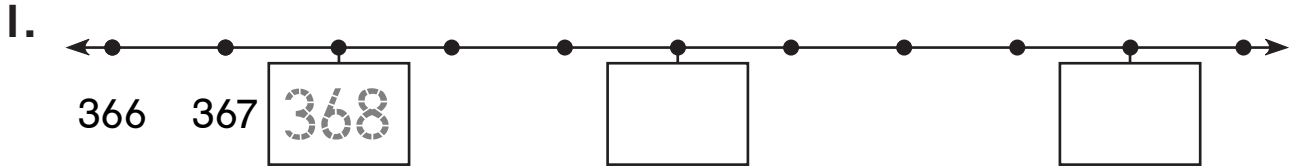
4.  +  < 14
 11 -  <   = _____

5.  +  +  > 12
 10 -  > 4  = _____

Comparing Larger Numbers

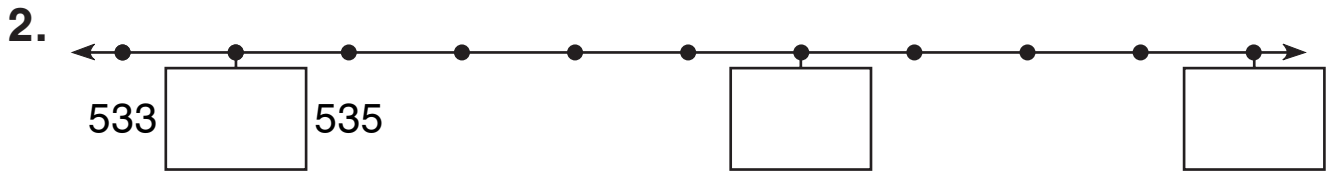
What numbers are missing?

Write $<$, $>$, or $=$.



$$368 \bigcirc 371$$

$$375 \bigcirc 368$$



$$534 \bigcirc 543$$

$$543 \bigcirc 539$$

Write $<$, $>$, or $=$.

3. $244 \bigcirc 217$

4. $486 \bigcirc 468$

5. $918 \bigcirc 918$

6. $630 \bigcirc 603$

7. $109 \bigcirc 112$


8. $791 \bigcirc 917$

Using Place Value to Compare

What numbers are shown?

Write $<$, $>$, or $=$.

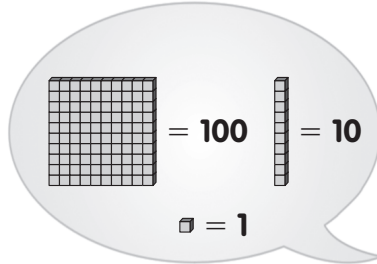
1.



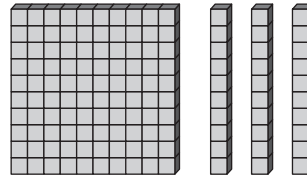
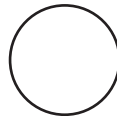
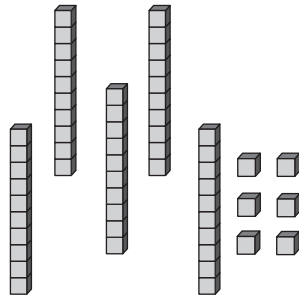
100



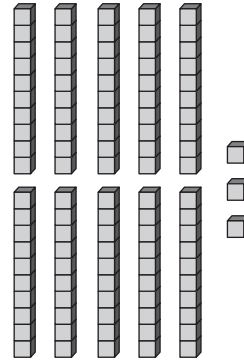

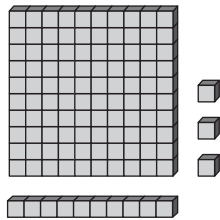
10



2.




3.



Ordering Larger Numbers

Write the numbers.
Then order the numbers.

1.




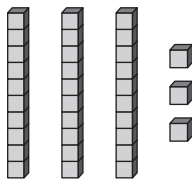

100

<

<

100

2.



>

>

Changing Both Sides of a Sentence

Write the missing numbers and symbols.

1. $24 > 18$ and

$$3 = 3$$

so $24 + 3$ $18 + 3$

2. $87 < 97$ and

$$6 = 6$$

so $87 - 6$ $97 - 6$

3. $23 > 12$ and

$$2 = 2$$

so $23 + 2$ $12 + 2$

4. $37 < 76$ and

$$10 = 10$$

so $37 -$ $76 -$

5. 62 53 and 10 10

so $+$ $+$


6. 34 41 and 30 30

so $-$ $-$

Finding Missing Weights

Write the missing number.

1.

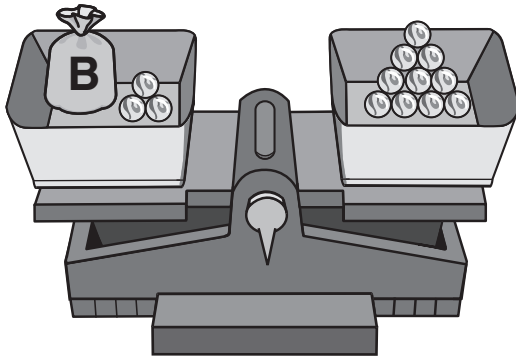


Bags with the same letter have the same number of marbles in them.



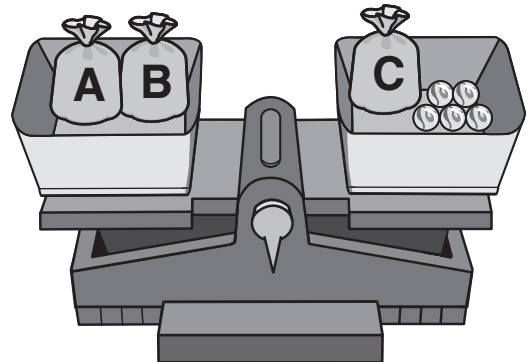
A has 6 marbles.

2.



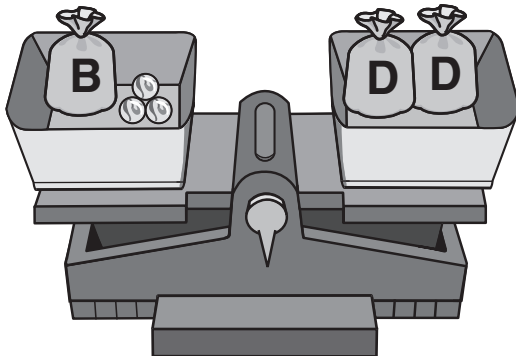
B has _____ marbles.

3.



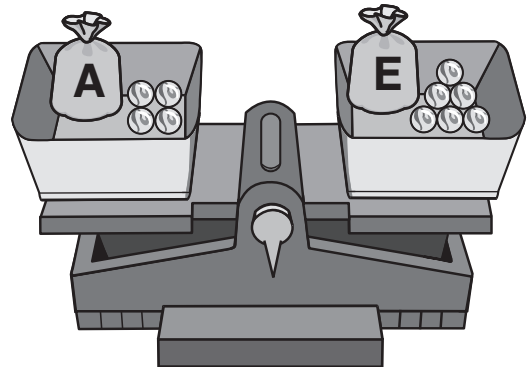
C has _____ marbles.

4.



D has _____ marbles.

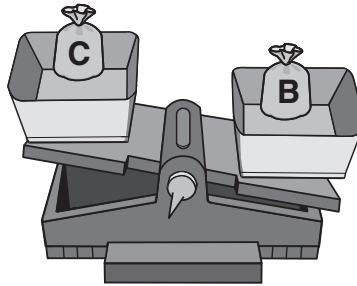
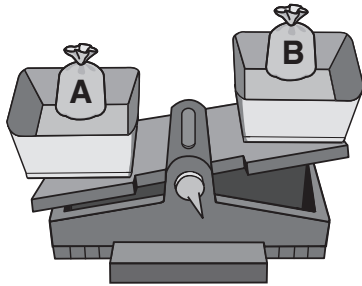
5.



E has _____ marbles.

Comparing Weights


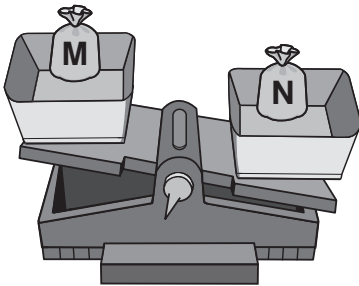
Look at the balances.



1. Circle the heaviest.





2. Circle the lightest.



3. Circle the heaviest.



4. Circle the lightest.



5. Circle the heaviest.



6. Circle the lightest.

