

# Measuring Length with Nonstandard Units

About how long is each line?  
Use paper clips to measure.

1. A 

about \_\_\_\_\_ paper clips

---

2. B 

about \_\_\_\_\_ paper clips

---

3. C 

about \_\_\_\_\_ paper clips

---

4. D 

about \_\_\_\_\_ paper clips

---

5. E 

about \_\_\_\_\_ paper clips

---

6. Which line is the longest?


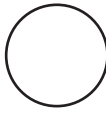




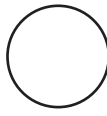

\_\_\_\_\_

# Comparing and Ordering Lengths

1. Color the rods.

orange
blue
brown
black
dark green
yellow
purple
light green
red
w

Write  $>$ ,  $<$ , or  $=$ .

2. red  blue	3. yellow  black
4. red  white	5. blue  dark green
6. purple  yellow	7. black  brown
8. red + purple  red + yellow	
9. blue + black  brown + blue	

# Measuring with a Centimeter Ruler

Use a centimeter ruler. Draw each line.

1. 7 centimeters long



2. 10 centimeters long



3. a little more than 14 centimeters long



4. a little less than 5 centimeters long




5. Draw a square. Make each side 3 centimeters long.

# Measuring with an Inch Ruler

Draw the lines.


Measure to the nearest inch.

• C

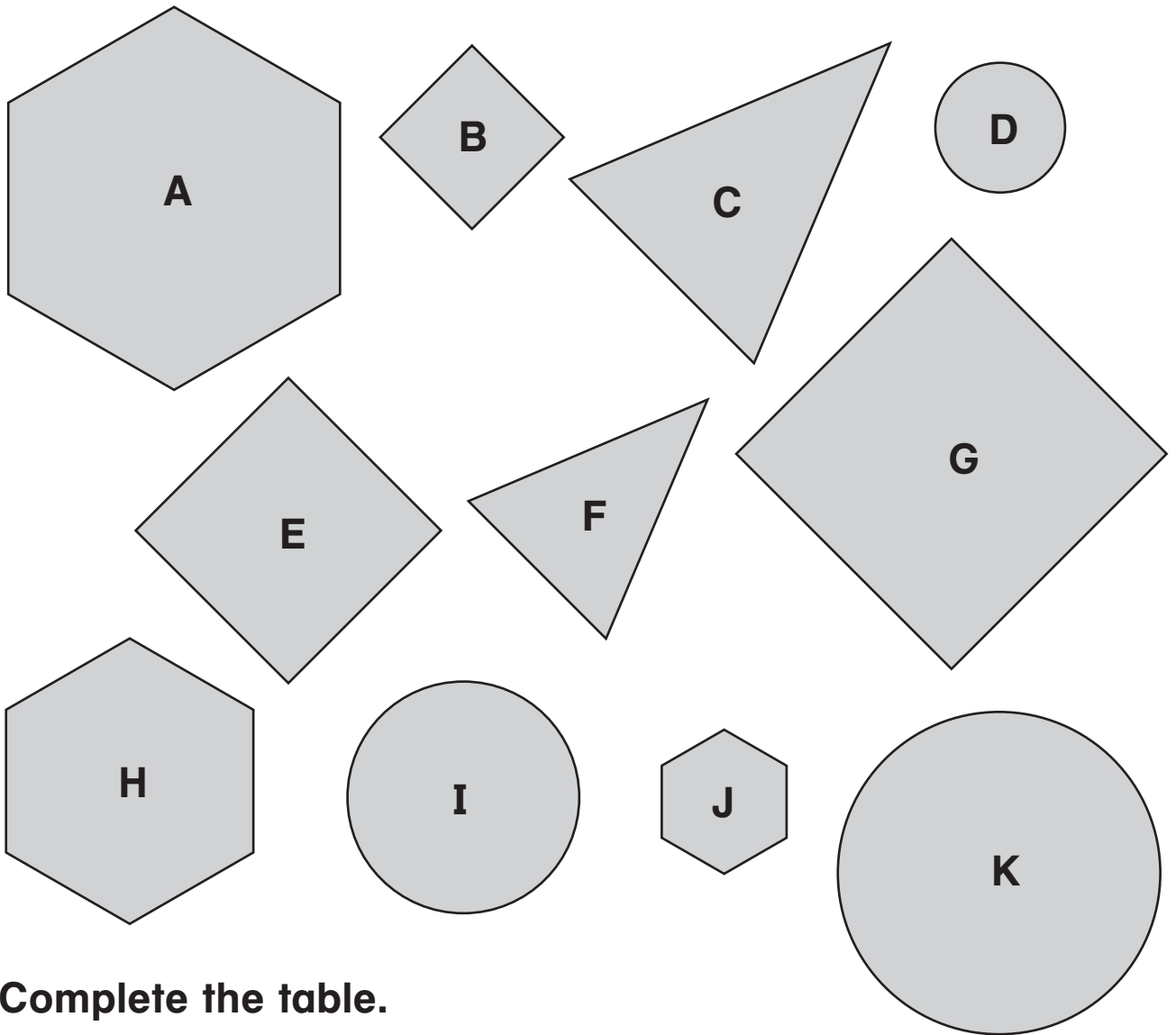


• D





• E

Line	Length
A to B	about  inch
B to C	about _____ inches
C to D	about _____ inches
D to E	about _____ inches
E to A	about _____ inches

# Comparing Figures by Size



**Complete the table.**

		Largest	In-Between	Smallest
Square				
Circle				
Triangle				
Hexagon				



# Exploring Area

Connect the dots. Measure to the nearest inch.

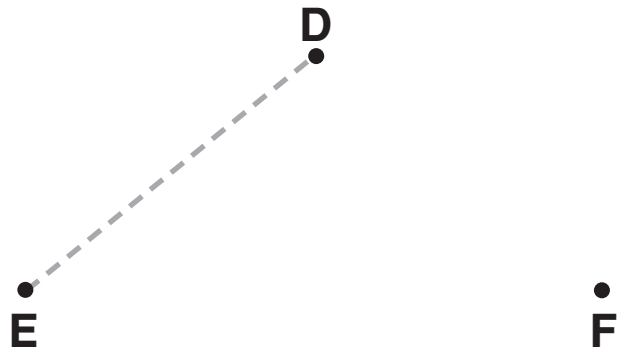
1.

Line	Length
A to B	about <u>4</u> inches
B to C	about _____ inches
C to A	about _____ inches



2.

Line	Length
D to E	about _____ inches
E to F	about _____ inches
D to F	about _____ inches



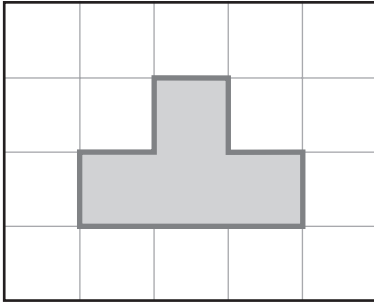
3. Which triangle covers more area?

\_\_\_\_\_

# Finding Area on a Grid

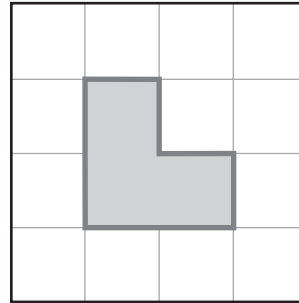
What is the area of each shaded figure?

1.



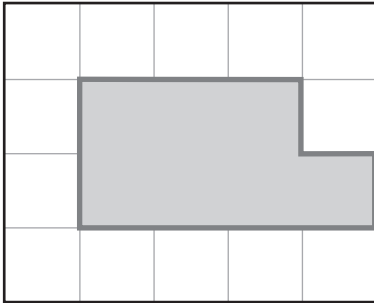
4

2.



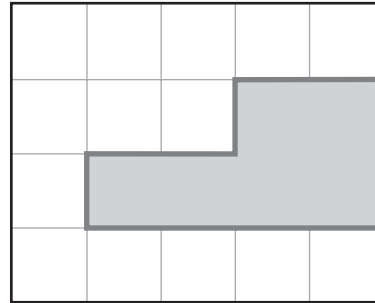
\_\_\_\_\_

3.



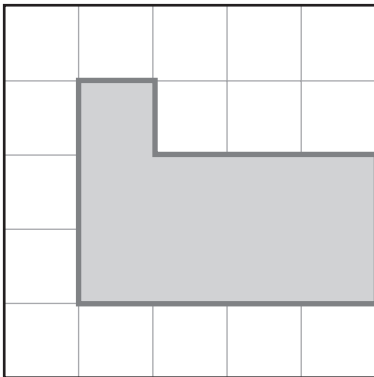
\_\_\_\_\_

4.



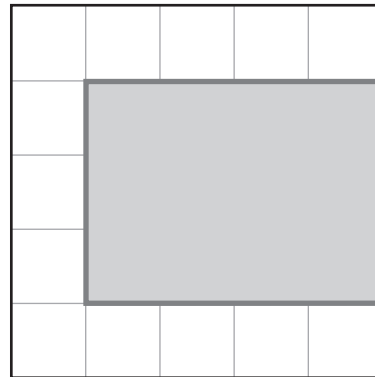
\_\_\_\_\_

5.



\_\_\_\_\_

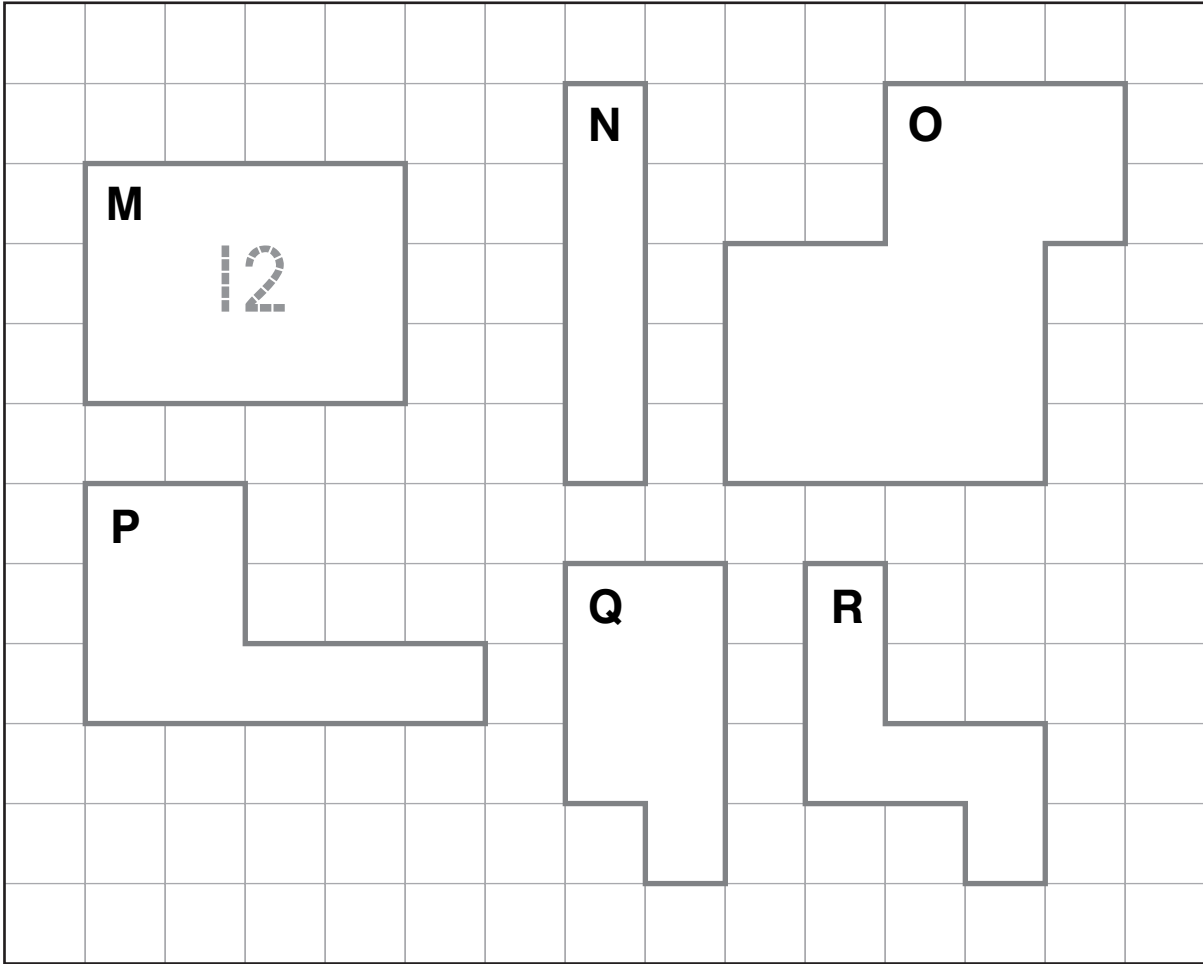
6.



\_\_\_\_\_

# Comparing Areas

1. What is the area of each figure?



2. List the figures in order from smallest to largest area.

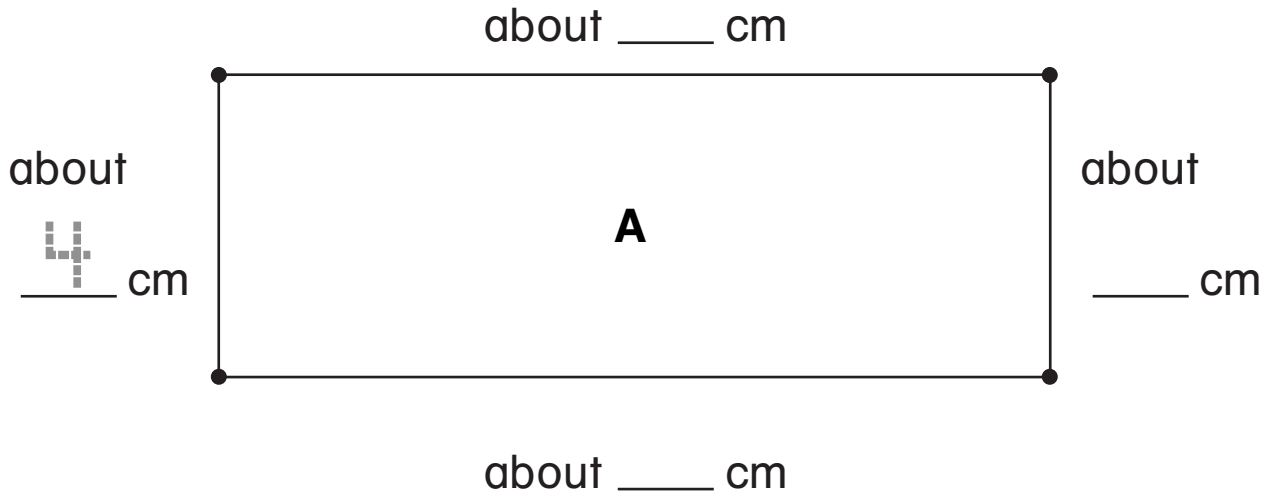
<b>Figure</b>		R				
<b>Area</b>	5					



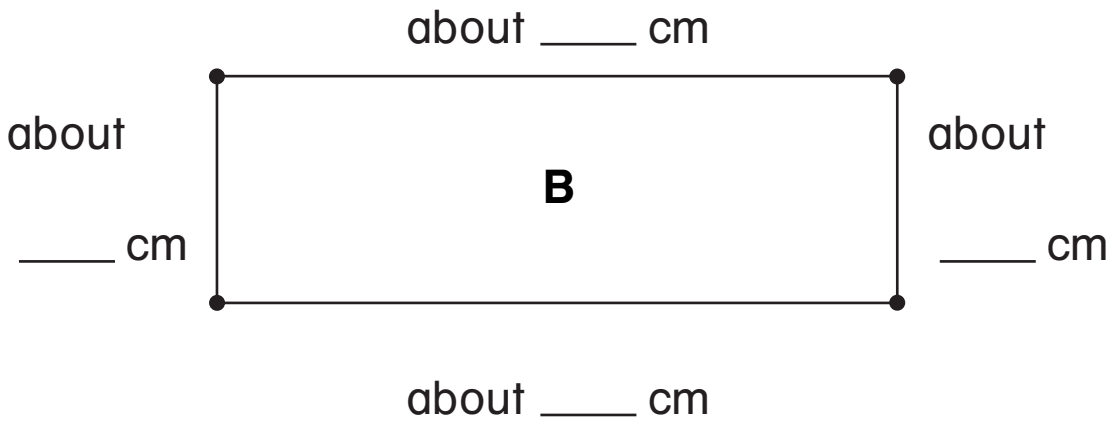
# Measuring Boxes and Rectangles

What is the length of each side?

1.



2.

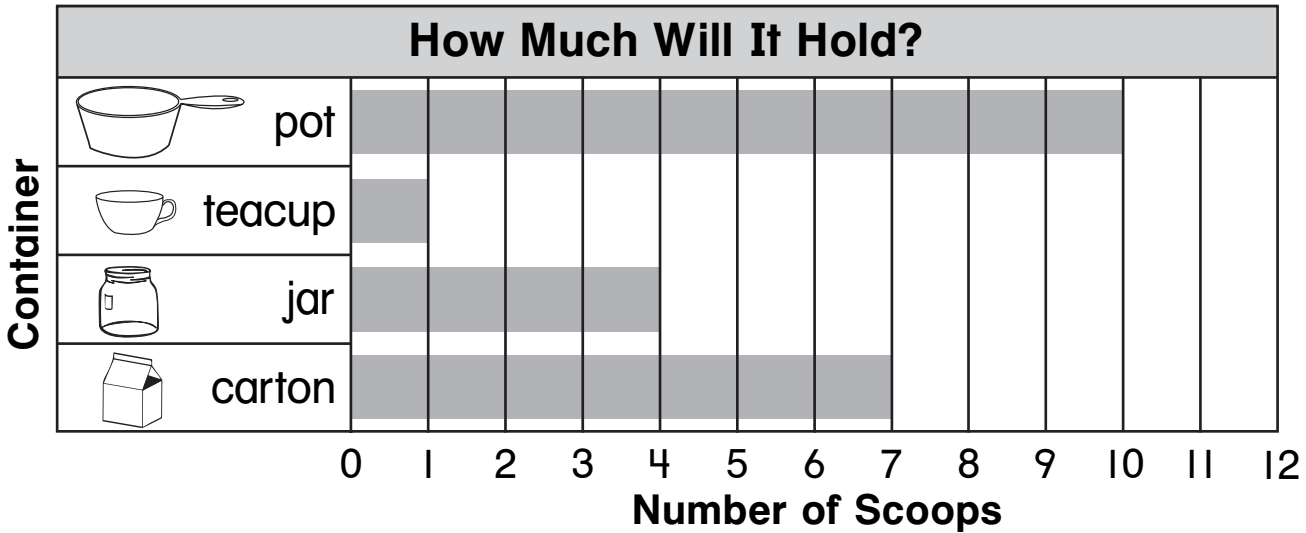


3. Will Rectangle A fit inside Rectangle B? \_\_\_\_\_

Will Rectangle B fit inside Rectangle A? \_\_\_\_\_

# Introducing Capacity with Nonstandard Units

Sean uses scoops to measure how much each container will hold.



- Which container holds the most? \_\_\_\_\_
- How many more scoops does the carton hold than the jar? \_\_\_\_\_ more scoops
- List the containers in order from holds the least to holds the most.

---



---



---




---

# Measuring Capacity with Standard Units


Match to the best measurement in real life.

1.




• 20 gallons

2.




• 30 inches

3.




• 1 pint

4.



• 6 inches

5.



• 2 quarts