



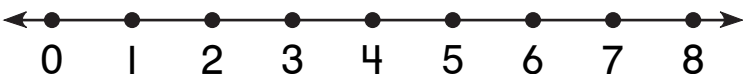


# Dot Line



# Number Line 0 to 18



# Number Line Jumps

	<div style="text-align: center;"> <input type="text"/>  <input type="text"/>  <input type="text"/> </div>
	<div style="text-align: center;"> <input type="text"/>  <input type="text"/>  <input type="text"/> </div>
	<div style="text-align: center;"> <input type="text"/>  <input type="text"/>  <input type="text"/> </div>
	<div style="text-align: center;"> <input type="text"/>  <input type="text"/>  <input type="text"/> </div>

# What's My Number?



Question	Answer	It might be...



Question	Answer	It might be...

# Ordering Events




# Clock

A large clock face is shown within a rectangular border. The clock has a central black dot, a dashed inner circle, and 12 tick marks around the perimeter. Each tick mark is connected to an empty square box. Below the clock face is a grid of numbers 1 through 12, arranged in two rows of six. A scissors icon is positioned above the number 6 in the top row.

1	2	3	4	5	6
7	8	9	10	11	12