





# Finding the Amount Left

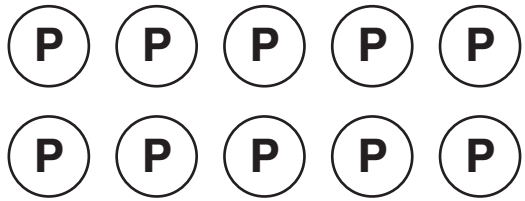
How much is left?


1.   
 \_\_\_\_\_ ¢


2.   
 \_\_\_\_\_ ¢

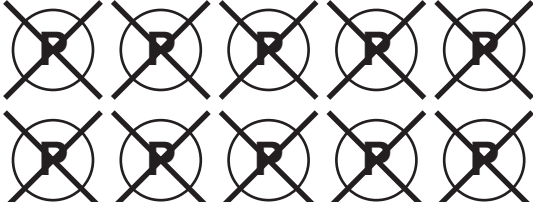
3.   
 \_\_\_\_\_ ¢

4.   
 \_\_\_\_\_ ¢

5.   
 \_\_\_\_\_ ¢

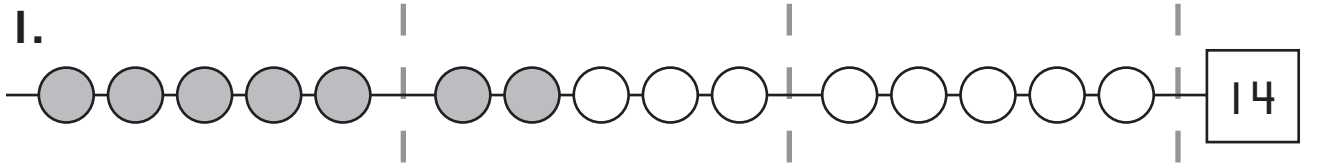
6.   
 \_\_\_\_\_ ¢

7.   
 \_\_\_\_\_ ¢

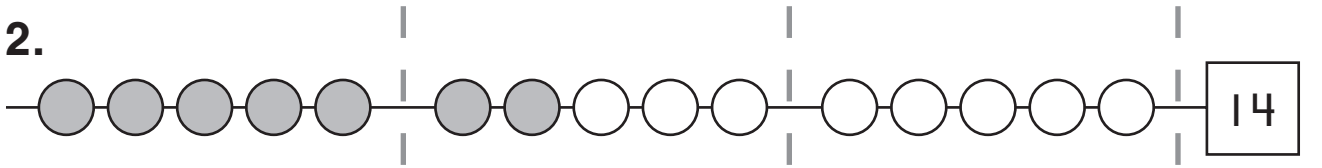
8.   
 \_\_\_\_\_ ¢

# Making Groups in Different Ways


Color more beads. Show 14 in different ways.

1. 


---

2. 

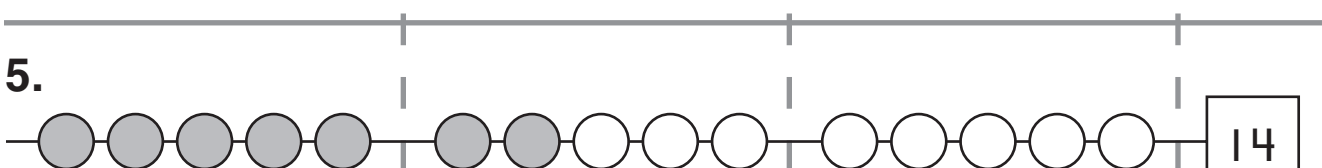
---

3. 


---

4. 

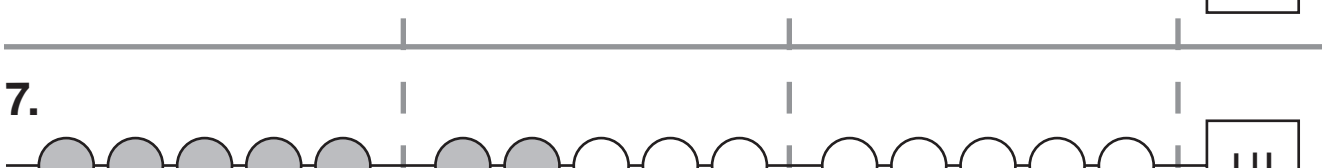
---

5. 


---

6. 

---

7. 

---


8. 

# Skip-Counting with Nickels



is a nickel, worth 5¢.

What is the value?

1.  = 5 ¢

---

2.  = \_\_\_\_\_ ¢

---

3.  = \_\_\_\_\_ ¢

---

4.  = \_\_\_\_\_ ¢

---

5.  = \_\_\_\_\_ ¢

---


6.  = \_\_\_\_\_ ¢

# Counting Money

**P** is a penny, worth 1¢.


**N** is a nickel, worth 5¢.

**How many coins are there?  
What is the value?**

1. 


9 coins

45 ¢

2. 


\_\_\_\_\_ coins

\_\_\_\_\_ ¢

3. 


\_\_\_\_\_ coins

\_\_\_\_\_ ¢

4. 


\_\_\_\_\_ coins

\_\_\_\_\_ ¢

5. 

\_\_\_\_\_ coins

\_\_\_\_\_ ¢

6. 

\_\_\_\_\_ coins

\_\_\_\_\_ ¢

7. Look at Problems 1 to 6. What do you notice?

---



---

# Making Amounts

**P** is a penny, worth 1¢.

**N** is a nickel, worth 5¢.

Draw **P** and **N** to show the amount.

1.



3 coins

11¢

2.

5 coins

21¢

3.

5 coins

13¢

4.

4 coins

8¢

5.

4 coins

12¢

6.

4 coins

16¢