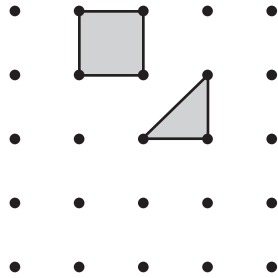











Introducing Area

The square on the geoboard below has an area of 1 square unit. The triangle has an area of $\frac{1}{2}$ square unit.

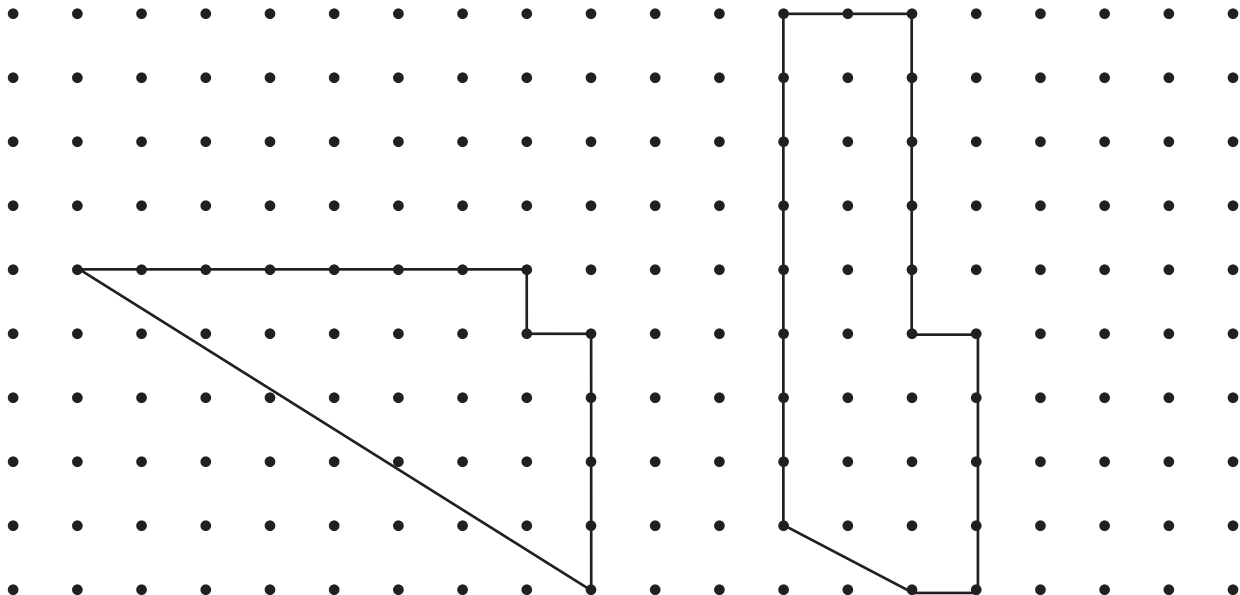
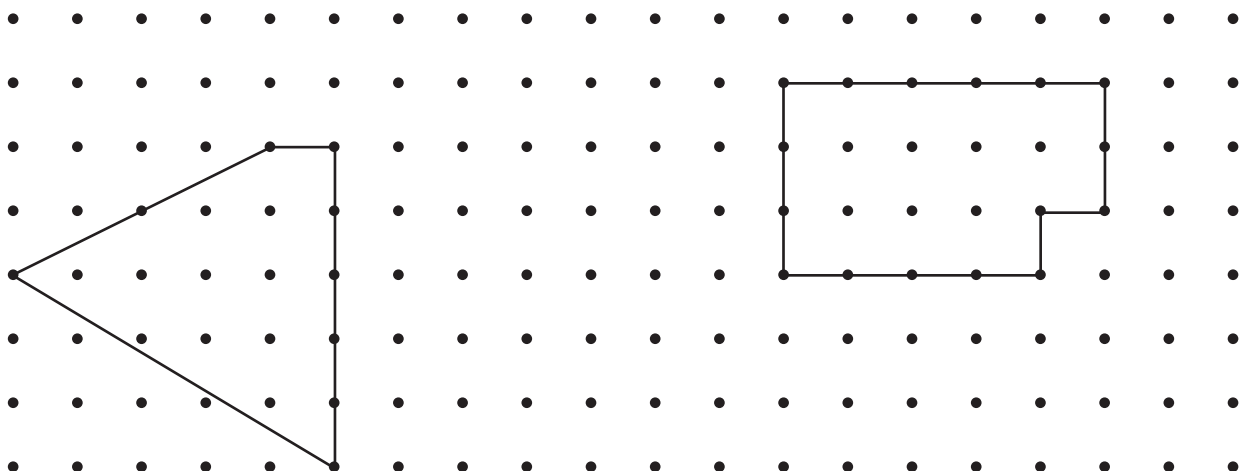
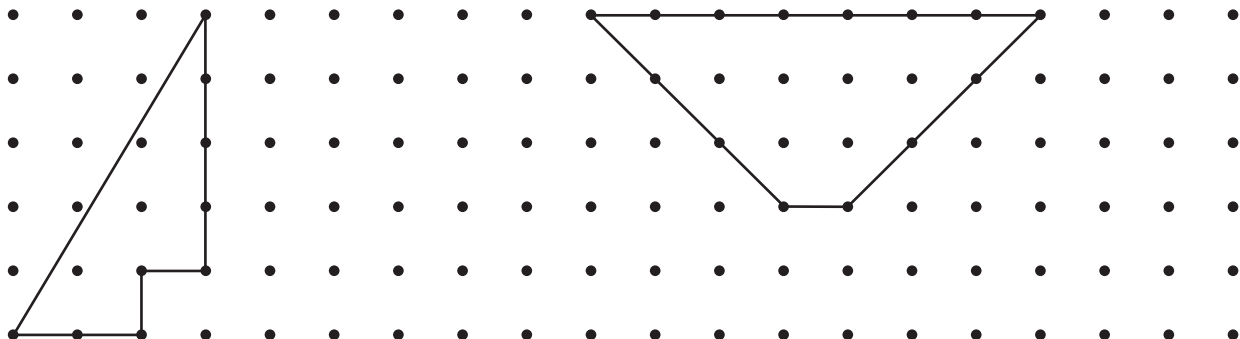


Draw squares or triangles that have the given areas.

<p>1</p>  <p>2 square units</p>	<p>2</p>  <p>3 square units</p>	<p>3</p>  <p>4 square units</p>
<p>4</p>  <p>5 square units</p>	<p>5</p>  <p>6 square units</p>	<p>6</p>  <p>7 square units</p>
<p>7</p>  <p>8 square units</p>	<p>8</p>  <p>9 square units</p>	<p>9</p>  <p>12 square units</p>

Assembling Congruent Figures to Find Area

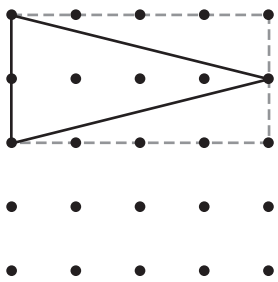
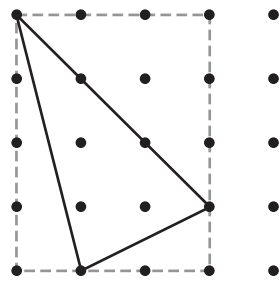
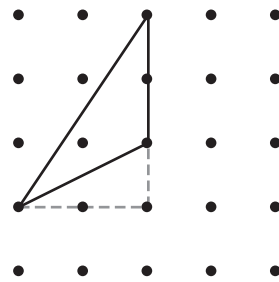
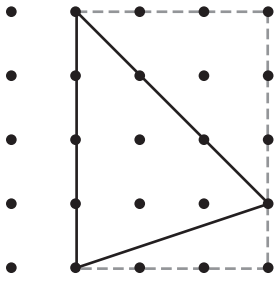
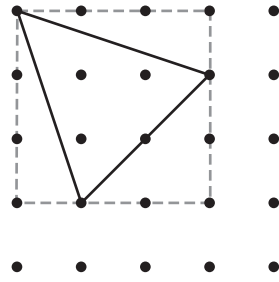
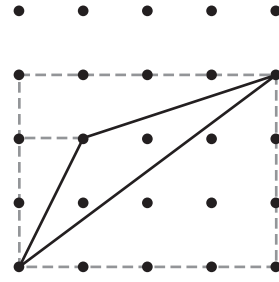
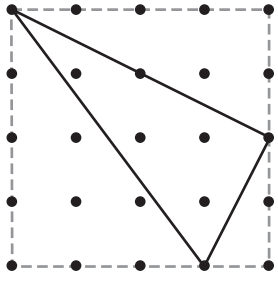
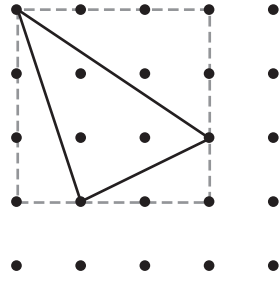
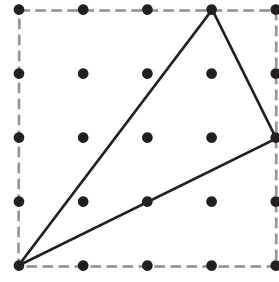
Draw a reflection to make congruent figures.



© Education Development Center, Inc.

Using Known Areas to Find Unknown Areas

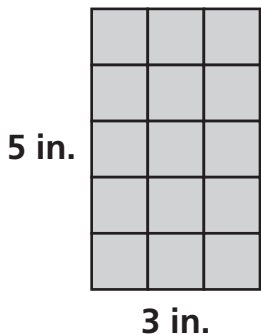
Find the area of each figure. Use the dashed lines to help you. The smallest square on the grid has an area of 1 square unit.

<p>1</p>  <p>_____ square units</p>	<p>2</p>  <p>_____ square units</p>	<p>3</p>  <p>_____ square units</p>
<p>4</p>  <p>_____ square units</p>	<p>5</p>  <p>_____ square units</p>	<p>6</p>  <p>_____ square units</p>
<p>7</p>  <p>_____ square units</p>	<p>8</p>  <p>_____ square units</p>	<p>9</p>  <p>_____ square units</p>

Introducing Standard Units for Measuring Area

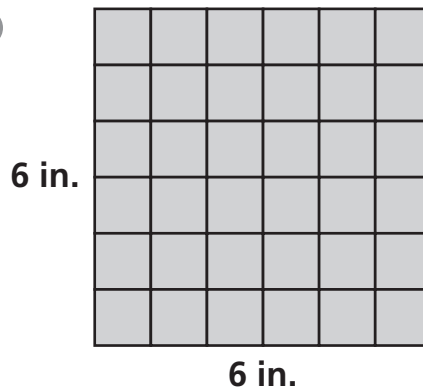
Find each area in the units named.

1



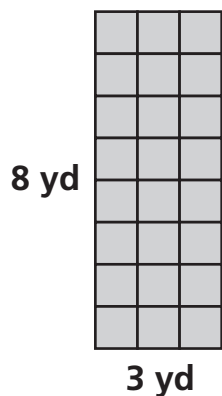
Area = _____ square inches

2



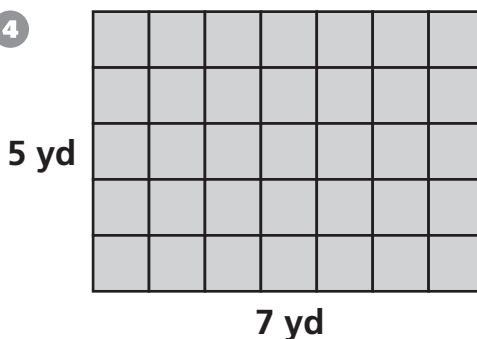
Area = _____ square inches

3




Area = _____ square feet

4




Area = _____ square feet

5 Each square is 1 ft by 1 ft.



Area = _____ square inches

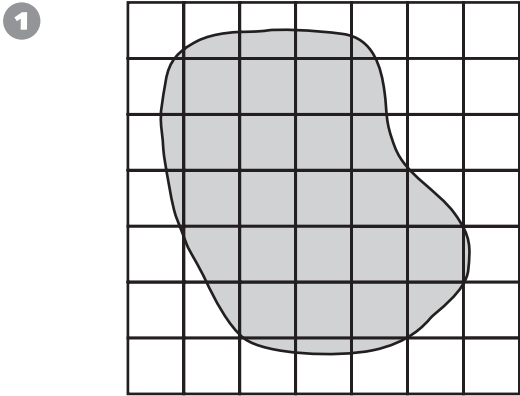
6 Each square is 12 ft by 12 ft.



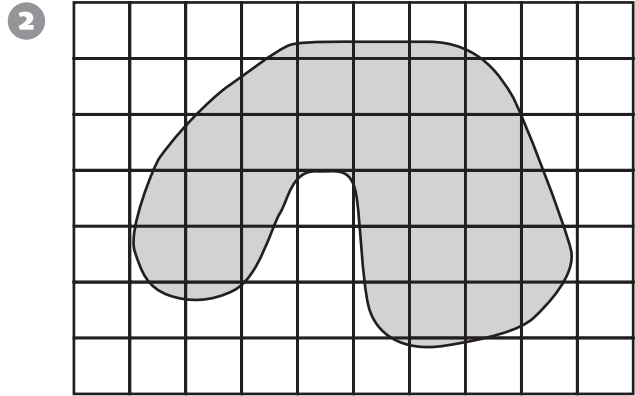
Area = _____ square feet

Estimating Area in Standard Units

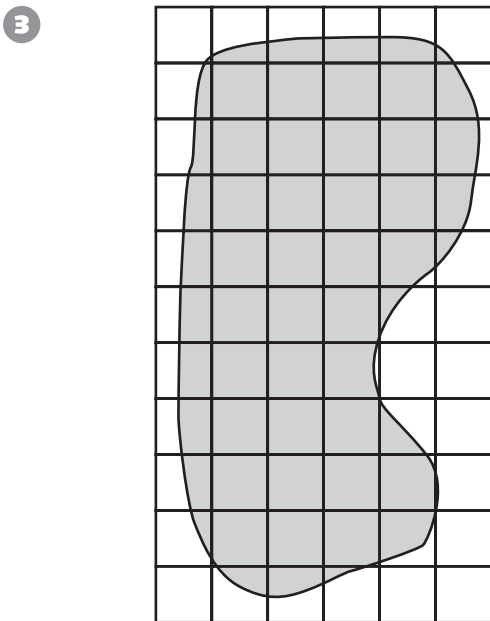
Estimate the area of each figure.



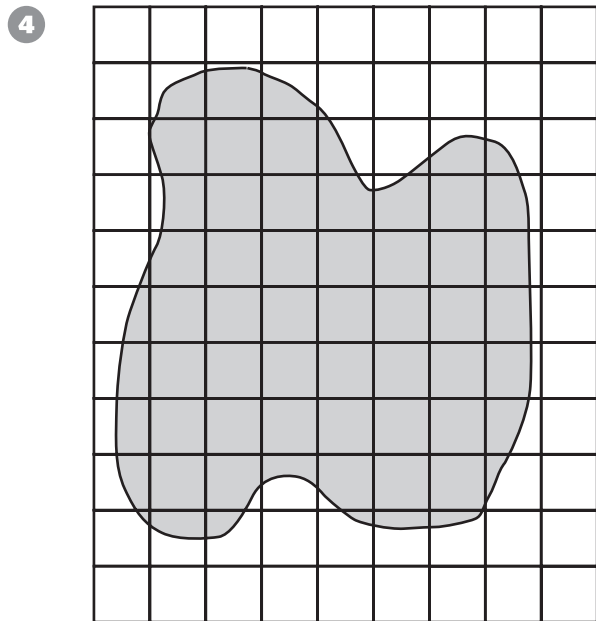
Area is about _____ square units.



Area is about _____ square units.



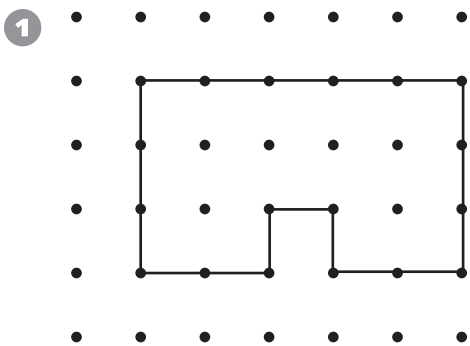
Area is about _____ square units.



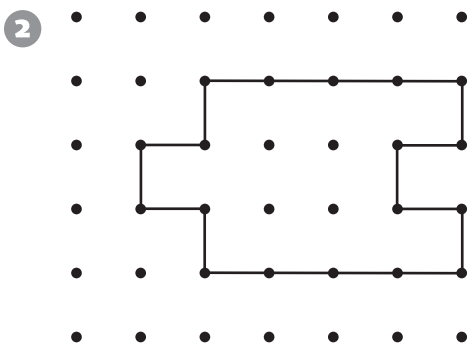

Area is about _____ square units.

Introducing Perimeter

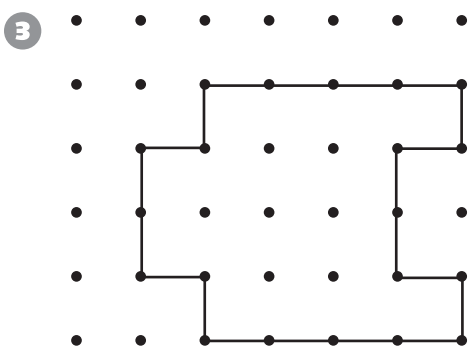

For each figure, draw another figure that meets the given condition.



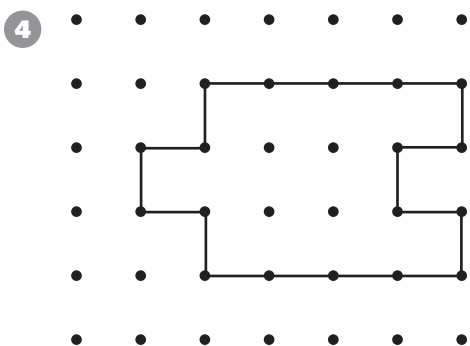

Draw a figure that has a larger area but a smaller perimeter.




Draw a figure that has the same perimeter but a smaller area.



Draw a figure that has the same perimeter but a larger area.



Draw a figure that has the same area but a larger perimeter.



Connecting Perimeter and Area

Draw as many rectangles as you can on the grid whose perimeter is **24 centimeters**. The length of each side should be a whole number of centimeters. Each unit in the grid measures 1 square centimeter. Write the area inside each rectangle.

