

# Fifths


# Incorrect Examples of Fourths

The diagram shows a large circle divided into four unequal parts by three vertical dashed lines. Below the circle are five vertical bars, each containing four small gray squares. This illustrates that the parts are not equal in size, which is why they are not true fourths.

# Cuisenaire® Rods

orange



blue



brown



black



dark green



yellow



purple



light green



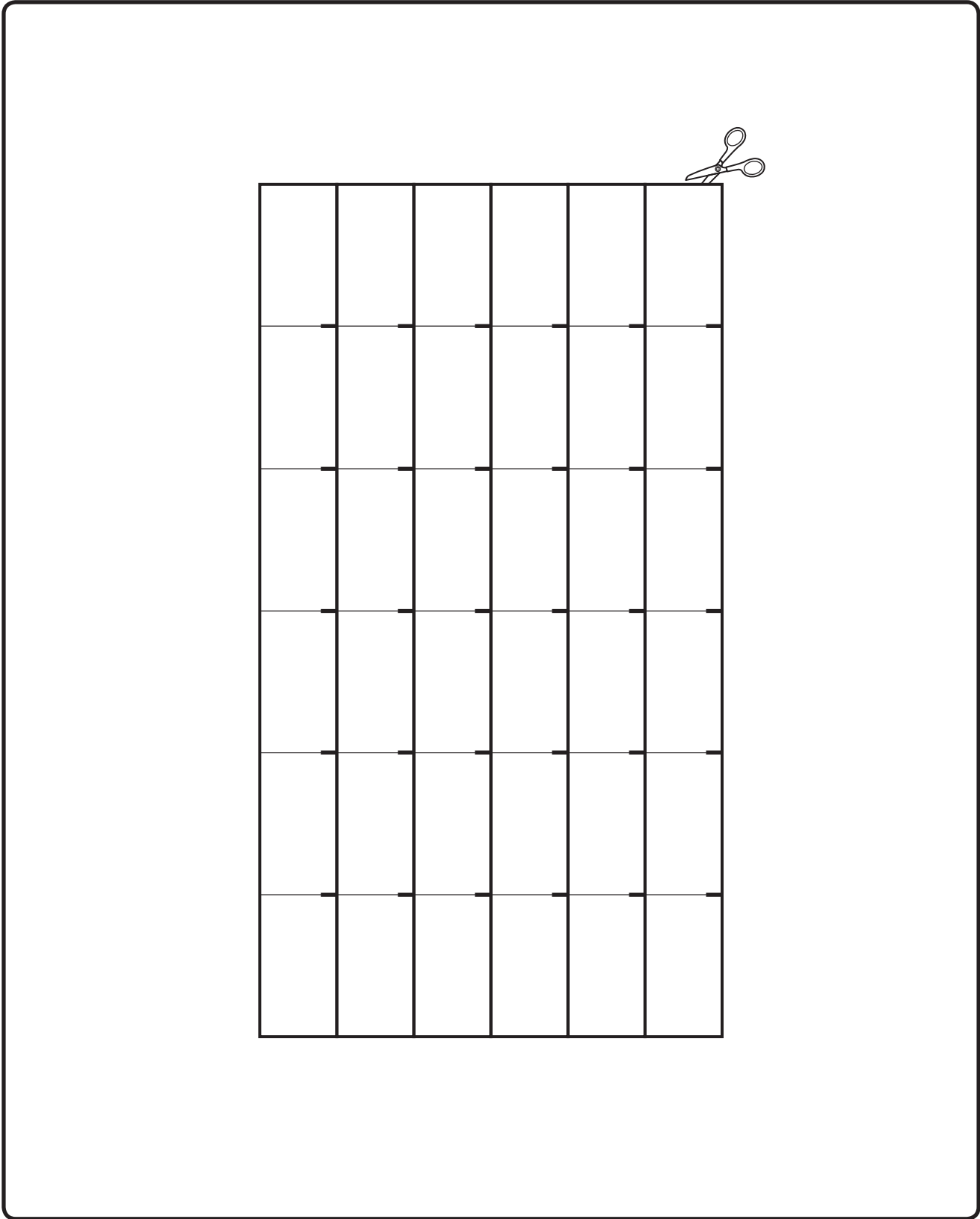
red



white



# Cutting Feet



**Fraction Cards 1**

$$\frac{1}{6}$$

$$\frac{2}{8}$$

$$\frac{47}{100}$$

$$\frac{2}{20}$$

$$\frac{4}{9}$$

$$\frac{3}{9}$$

$$\frac{7}{16}$$

$$\frac{5}{17}$$

$$\frac{3}{12}$$

$$\frac{8}{20}$$

$$\frac{15}{50}$$

$$\frac{6}{19}$$

**Fraction Cards 2**

$$\frac{9}{11}$$

$$\frac{7}{8}$$

$$\frac{20}{27}$$

$$\frac{26}{50}$$

$$\frac{3}{5}$$

$$\frac{5}{7}$$

$$\frac{6}{10}$$

$$\frac{7}{13}$$




$$\frac{16}{30}$$

$$\frac{17}{19}$$

$$\frac{3}{4}$$

$$\frac{11}{15}$$

# Shaded Rectangles



# Cut Rectangles

The image shows a large rounded rectangular frame containing four horizontal rows of rectangles. Each row consists of several smaller rectangles of equal width, stacked side-by-side. The first row has two rectangles, the second row has three, the third row has four, and the fourth row has five. This layout is designed for a cutting activity where students separate the individual rectangles from each row.




# Sorting Fractions



<div style="border: 1px solid black; width: 100px; height: 100px; margin: 10px; display: flex; align-items: center; justify-content: center;"> <hr style="width: 50%;"/> </div>	<div style="border: 1px solid black; width: 100px; height: 100px; margin: 10px; display: flex; align-items: center; justify-content: center;"> <hr style="width: 50%;"/> </div>	<div style="border: 1px solid black; width: 100px; height: 100px; margin: 10px; display: flex; align-items: center; justify-content: center;"> <hr style="width: 50%;"/> </div>	<div style="border: 1px solid black; width: 100px; height: 100px; margin: 10px; display: flex; align-items: center; justify-content: center;"> <hr style="width: 50%;"/> </div>																																		
<div style="border: 1px solid black; width: 100px; height: 50px; margin: 10px;"> <div style="background-color: gray; width: 100%; height: 50%;"></div> </div>	<div style="border: 1px solid black; width: 100px; height: 50px; margin: 10px;"> <table style="width: 100%; height: 100%; border-collapse: collapse;"> <tr> <td style="width: 25%; height: 25%; background-color: gray;"></td> <td style="width: 25%; height: 25%; background-color: gray;"></td> <td style="width: 25%; height: 25%; background-color: gray;"></td> <td style="width: 25%; height: 25%;"></td> </tr> <tr> <td style="width: 25%; height: 25%; background-color: gray;"></td> <td style="width: 25%; height: 25%; background-color: gray;"></td> <td style="width: 25%; height: 25%; background-color: gray;"></td> <td style="width: 25%; height: 25%;"></td> </tr> </table> </div>									<div style="border: 1px solid black; width: 100px; height: 50px; margin: 10px;"> <table style="width: 100%; height: 100%; border-collapse: collapse;"> <tr> <td style="width: 50%; height: 50%; background-color: gray;"></td> <td style="width: 50%; height: 50%; background-color: gray;"></td> </tr> </table> </div>			<div style="border: 1px solid black; width: 100px; height: 50px; margin: 10px;"> <table style="width: 100%; height: 100%; border-collapse: collapse;"> <tr> <td style="width: 25%; height: 25%; background-color: gray;"></td> <td style="width: 25%; height: 25%; background-color: gray;"></td> <td style="width: 25%; height: 25%; background-color: gray;"></td> <td style="width: 25%; height: 25%; background-color: gray;"></td> </tr> <tr> <td style="width: 25%; height: 25%; background-color: gray;"></td> <td style="width: 25%; height: 25%; background-color: gray;"></td> <td style="width: 25%; height: 25%; background-color: gray;"></td> <td style="width: 25%; height: 25%; background-color: gray;"></td> </tr> </table> </div>																								
<div style="border: 1px solid black; width: 100px; height: 100px; margin: 10px; display: flex; align-items: center; justify-content: center;"> <hr style="width: 50%;"/> </div>	<div style="border: 1px solid black; width: 100px; height: 100px; margin: 10px; display: flex; align-items: center; justify-content: center;"> <hr style="width: 50%;"/> </div>	<div style="border: 1px solid black; width: 100px; height: 100px; margin: 10px; display: flex; align-items: center; justify-content: center;"> <hr style="width: 50%;"/> </div>	<div style="border: 1px solid black; width: 100px; height: 100px; margin: 10px; display: flex; align-items: center; justify-content: center;"> <hr style="width: 50%;"/> </div>																																		
<div style="border: 1px solid black; width: 100px; height: 50px; margin: 10px;"> <table style="width: 100%; height: 100%; border-collapse: collapse;"> <tr> <td style="width: 25%; height: 25%; background-color: gray;"></td> <td style="width: 25%; height: 25%;"></td> <td style="width: 25%; height: 25%;"></td> <td style="width: 25%; height: 25%;"></td> </tr> <tr> <td style="width: 25%; height: 25%; background-color: gray;"></td> <td style="width: 25%; height: 25%;"></td> <td style="width: 25%; height: 25%;"></td> <td style="width: 25%; height: 25%;"></td> </tr> <tr> <td style="width: 25%; height: 25%; background-color: gray;"></td> <td style="width: 25%; height: 25%;"></td> <td style="width: 25%; height: 25%;"></td> <td style="width: 25%; height: 25%;"></td> </tr> </table> </div>													<div style="border: 1px solid black; width: 100px; height: 50px; margin: 10px;"> <table style="width: 100%; height: 100%; border-collapse: collapse;"> <tr> <td style="width: 33%; height: 33%;"></td> <td style="width: 33%; height: 33%;"></td> <td style="width: 33%; height: 33%;"></td> </tr> <tr> <td style="width: 33%; height: 33%; background-color: gray;"></td> <td style="width: 33%; height: 33%; background-color: gray;"></td> <td style="width: 33%; height: 33%; background-color: gray;"></td> </tr> </table> </div>							<div style="border: 1px solid black; width: 100px; height: 50px; margin: 10px;"> <table style="width: 100%; height: 100%; border-collapse: collapse;"> <tr> <td style="width: 25%; height: 50%; background-color: gray;"></td> <td style="width: 25%; height: 50%;"></td> <td style="width: 25%; height: 50%;"></td> <td style="width: 25%; height: 50%;"></td> </tr> </table> </div>					<div style="border: 1px solid black; width: 100px; height: 50px; margin: 10px;"> <table style="width: 100%; height: 100%; border-collapse: collapse;"> <tr> <td style="width: 25%; height: 25%; background-color: gray;"></td> <td style="width: 25%; height: 25%; background-color: gray;"></td> <td style="width: 25%; height: 25%; background-color: gray;"></td> <td style="width: 25%; height: 25%;"></td> </tr> <tr> <td style="width: 25%; height: 25%; background-color: gray;"></td> <td style="width: 25%; height: 25%; background-color: gray;"></td> <td style="width: 25%; height: 25%; background-color: gray;"></td> <td style="width: 25%; height: 25%;"></td> </tr> <tr> <td style="width: 25%; height: 25%; background-color: gray;"></td> <td style="width: 25%; height: 25%; background-color: gray;"></td> <td style="width: 25%; height: 25%; background-color: gray;"></td> <td style="width: 25%; height: 25%;"></td> </tr> </table> </div>												
<div style="border: 1px solid black; width: 100px; height: 100px; margin: 10px; display: flex; align-items: center; justify-content: center;"> <hr style="width: 50%;"/> </div>	<div style="border: 1px solid black; width: 100px; height: 100px; margin: 10px; display: flex; align-items: center; justify-content: center;"> <hr style="width: 50%;"/> </div>	<div style="border: 1px solid black; width: 100px; height: 100px; margin: 10px; display: flex; align-items: center; justify-content: center;"> <hr style="width: 50%;"/> </div>	<div style="border: 1px solid black; width: 100px; height: 100px; margin: 10px; display: flex; align-items: center; justify-content: center;"> <hr style="width: 50%;"/> </div>																																		
<div style="border: 1px solid black; width: 100px; height: 50px; margin: 10px;"> <table style="width: 100%; height: 100%; border-collapse: collapse;"> <tr> <td style="width: 25%; height: 25%; background-color: gray;"></td> <td style="width: 25%; height: 25%;"></td> <td style="width: 25%; height: 25%;"></td> <td style="width: 25%; height: 25%;"></td> </tr> <tr> <td style="width: 25%; height: 25%; background-color: gray;"></td> <td style="width: 25%; height: 25%;"></td> <td style="width: 25%; height: 25%;"></td> <td style="width: 25%; height: 25%;"></td> </tr> </table> </div>									<div style="border: 1px solid black; width: 100px; height: 50px; margin: 10px;"> <table style="width: 100%; height: 100%; border-collapse: collapse;"> <tr> <td style="width: 33%; height: 33%;"></td> <td style="width: 33%; height: 33%;"></td> <td style="width: 33%; height: 33%;"></td> </tr> <tr> <td style="width: 33%; height: 33%; background-color: gray;"></td> <td style="width: 33%; height: 33%; background-color: gray;"></td> <td style="width: 33%; height: 33%; background-color: gray;"></td> </tr> <tr> <td style="width: 33%; height: 33%; background-color: gray;"></td> <td style="width: 33%; height: 33%; background-color: gray;"></td> <td style="width: 33%; height: 33%; background-color: gray;"></td> </tr> </table> </div>										<div style="border: 1px solid black; width: 100px; height: 50px; margin: 10px;"> <table style="width: 100%; height: 100%; border-collapse: collapse;"> <tr> <td style="width: 25%; height: 25%; background-color: gray;"></td> <td style="width: 25%; height: 25%; background-color: gray;"></td> <td style="width: 25%; height: 25%; background-color: gray;"></td> <td style="width: 25%; height: 25%; background-color: gray;"></td> </tr> <tr> <td style="width: 25%; height: 25%; background-color: gray;"></td> <td style="width: 25%; height: 25%; background-color: gray;"></td> <td style="width: 25%; height: 25%; background-color: gray;"></td> <td style="width: 25%; height: 25%; background-color: gray;"></td> </tr> </table> </div>									<div style="border: 1px solid black; width: 100px; height: 50px; margin: 10px;"> <table style="width: 100%; height: 100%; border-collapse: collapse;"> <tr> <td style="width: 25%; height: 50%; background-color: gray;"></td> <td style="width: 25%; height: 50%; background-color: gray;"></td> <td style="width: 25%; height: 50%; background-color: gray;"></td> <td style="width: 25%; height: 50%;"></td> </tr> </table> </div>									

# Making Equivalent Fractions

As you complete this page, look for patterns in the fractions.




- 1 What fraction of the rectangle is shaded?
- 2 Draw a vertical line on the rectangle so that there are 6 equal pieces.

What fraction of the rectangle is shaded?

- 3 Draw 2 more vertical lines so that all of the pieces are equal.

What fraction of the rectangle is shaded?



- 4 What fraction of the rectangle is shaded?
- 5 Draw a vertical line on the rectangle so that there are 8 equal pieces.

What fraction of the rectangle is shaded?

- 6 Draw 2 more vertical lines so that all of the pieces are equal.

What fraction of the rectangle is shaded?

# Fraction Cards 1

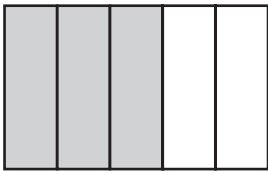


$\frac{1}{4}$	$\frac{4}{5}$	$\frac{1}{2}$	$\frac{2}{3}$
$\frac{1}{5}$	$\frac{3}{4}$	$\frac{1}{8}$	$\frac{5}{6}$
$\frac{2}{5}$	$\frac{1}{3}$	$\frac{3}{8}$	$\frac{2}{2}$

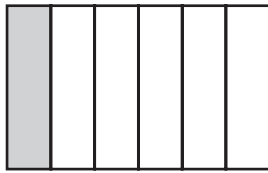
# Fraction Cards 2



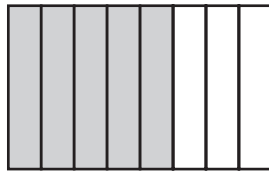
$$\frac{3}{5}$$



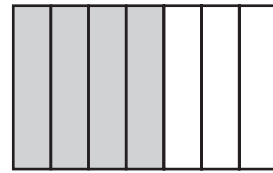
$$\frac{1}{6}$$



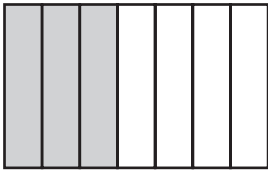
$$\frac{5}{8}$$



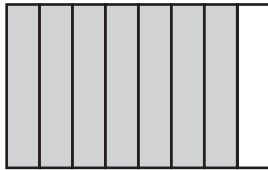
$$\frac{4}{7}$$



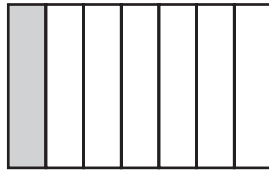
$$\frac{3}{7}$$



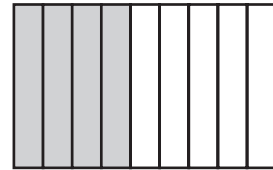
$$\frac{7}{8}$$



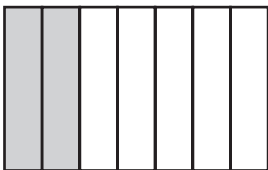
$$\frac{1}{7}$$



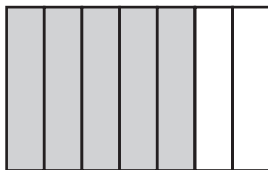
$$\frac{4}{9}$$



$$\frac{2}{7}$$



$$\frac{5}{7}$$



$$\frac{6}{7}$$



$$\frac{1}{9}$$

