

Place Value

Answer these questions about the numbers from 1 to 1,000.

1 If no numbers in the table to the right were omitted, how many numbers would there be?

2 How many numbers are less than 1,000?

3 How many 3-digit numbers are there?

4 How many of the 3-digit numbers are even?

5 How many of the 3-digit numbers are odd?

6 How many of the 3-digit numbers have a 2 in the hundreds place?

7 How many of the 3-digit numbers have a 2 in the tens place?

8 How many of the 3-digit numbers have a 2 in the hundreds place and a 2 in the tens place?

9 How many numbers are greater than 200 and less than 210?

1	2	3	100
101	102	103	200
201	202	203	300
301	302	303	400
401	402	403	500
501	502	503	600
601	602	603	700
701	702	703	800
801	802	803	900
901	902	903	1,000

10 How many numbers are greater than 200 and less than 300?

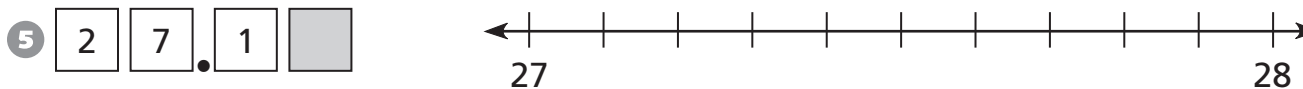
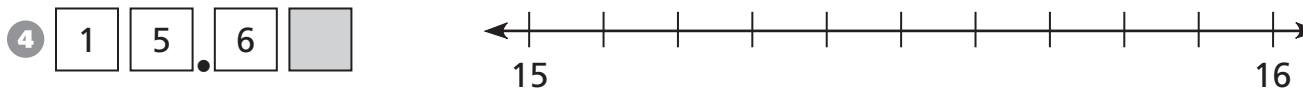
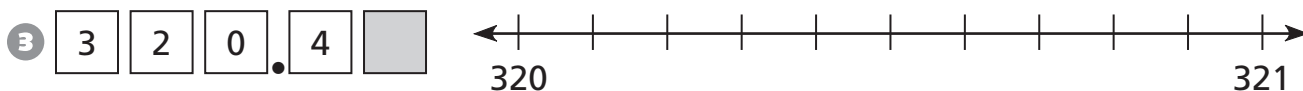
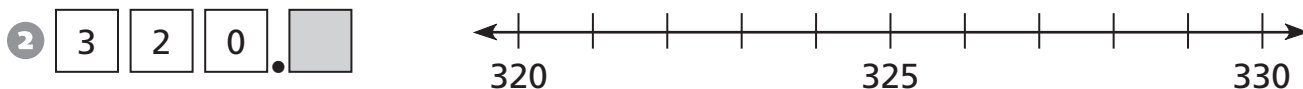
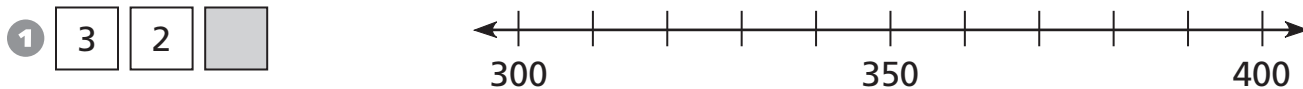
11 How many of the 3-digit numbers are multiples of 100?

12 How many of the 3-digit numbers are multiples of 200?

13 How many numbers have 2 digits?

Introducing Decimals

Shade part of each number line to show where the number must be.



Continue the pattern.

⑥ 1, 2, 4, 8, _____, _____, _____

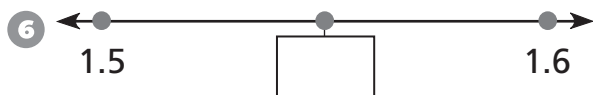
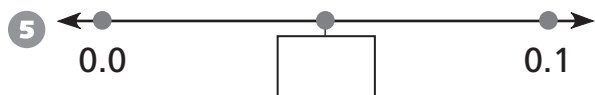
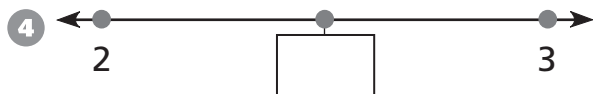
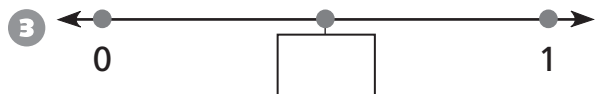
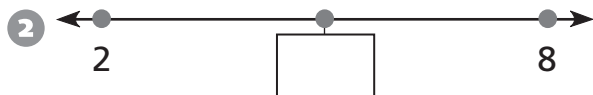
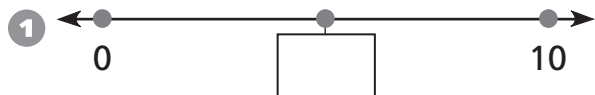
⑦ 8, 4, 2, 1, $\frac{1}{2}$, _____, _____

⑧ 1, 10, 100, _____, _____, _____

⑨ 1,000, 100, 10, _____, _____

Zooming in on the Number Line

Write the number that is halfway between the two numbers.



7 Circle the smaller number in each pair.

3.7 3.09

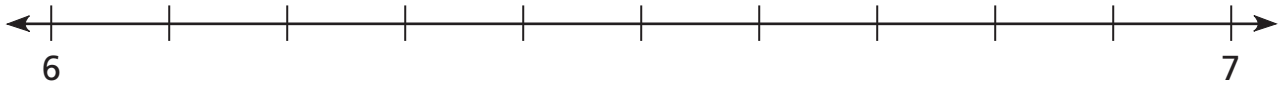
4.10 4.03

7.99 8.00

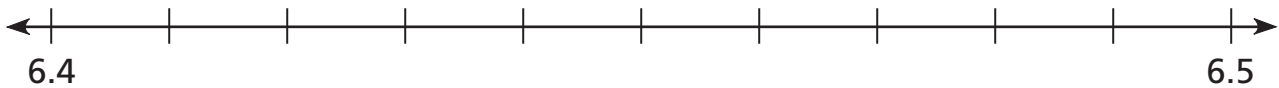
6.05 6.3

Decimals on the Number Line

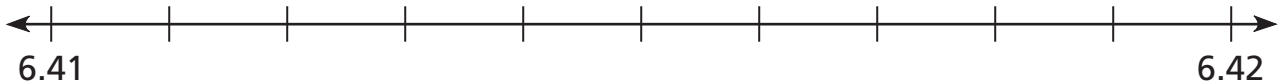
- 1 Shade part of the number line to show all numbers between 6.3 and 6.5.



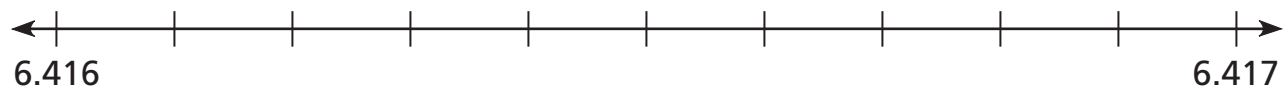
- 2 Shade part of the number line to show all numbers between 6.41 and 6.45.



- 3 Shade part of the number line to show all numbers between 6.416 and 6.419.



- 4 Shade part of the number line to show all numbers between 6.4163 and 6.4165.



- 5 Write 2 numbers that are between 6.416 and 6.419.

6.416

6.419

- 6 Write 2 numbers that are between 6.4163 and 6.4164.

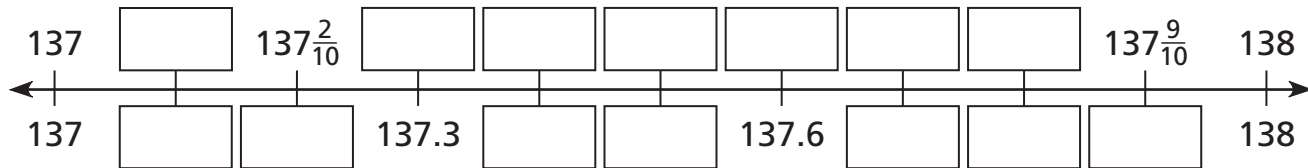
6.4163

6.4164

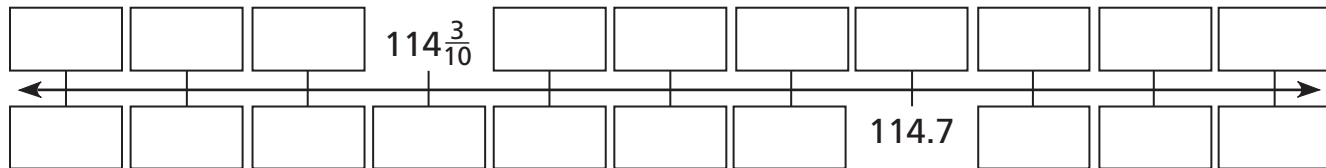
Connecting Fractions and Decimals

Label these number lines using fractions and decimals.

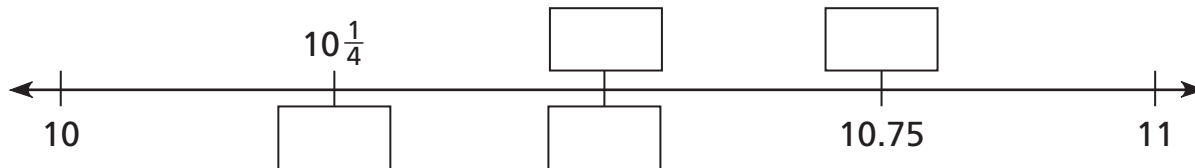
1



2



3



Find the total amount in dollars and cents.


4 $\$1.63 + \frac{1}{4}$ of a dollar =


5 $\frac{1}{2}$ of a dollar + $\frac{1}{4}$ of a dollar + $\$1.00$ =


6 $\frac{3}{10}$ of a dollar + $\$2.19$ =


Representing Decimals Using a Grid


Shade each diagram to match the number below it.


1 
0.2

2 
0.650

3 
1.000

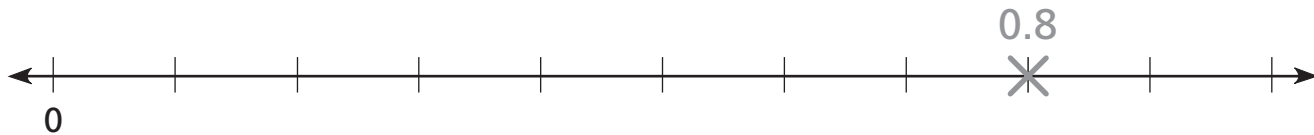
4 
0.04

5 
 $0.6 + 0.2$

6 
 $1 - 0.7$

7 Write these numbers in order on the number line.

0.8 $\frac{1}{5}$ 0.5 0.71 0.708 $\frac{6}{10}$ 0.08 $\frac{1}{2}$ 0.92



Representing Decimals Using Base-Ten Blocks

You may use base-ten blocks to help you complete this page.

1 $1.36 + 1.43 =$ _____

2 $2.73 + 0.68 =$ _____

3 $8.65 - 3.27 =$ _____

4 $10.60 - 1.82 =$ _____

5 $3.09 + 2.16 =$ _____

6 $6.08 - 0.1 =$ _____

7 $1.13 + 0.82 + 4.06 =$ _____

8 $10.80 - 0.79 - 1.65 =$ _____

- 9 Liz had \$20.00. She bought a shirt for \$14.95 and some milk for \$3.65. How much money did she have left?

Adding Decimals

Find the missing numbers.

1

$$\begin{array}{r} 0.31 \\ + 0.49 \\ \hline \square \end{array}$$

2

$$\begin{array}{r} 1.06 \\ + 3.99 \\ \hline \square \end{array}$$

3

$$\begin{array}{r} 0.78 \\ + 0.87 \\ \hline \square \end{array}$$

4

$$\begin{array}{r} 1.65 \\ + \square \\ \hline 3.11 \end{array}$$

5

$$\begin{array}{r} 0.92 \\ + \square \\ \hline 0.99 \end{array}$$

6

$$\begin{array}{r} 1.26 \\ + \square \\ \hline 5.08 \end{array}$$

7 Solve the problem.

Mr. Smith went out to lunch. He paid with a \$10 bill and received \$5.63 in change. How much did his lunch cost?

Subtracting Decimals

Use the clues to find the missing numbers.

1

$$\begin{array}{r} 1.65 \\ - \square \\ \hline 0.35 \end{array}$$

2

$$\begin{array}{r} 2.07 \\ - \square \\ \hline 1.95 \end{array}$$

3

$$\begin{array}{r} 1.80 \\ - \square \\ \hline 1.05 \end{array}$$

4

$$\begin{array}{r} \square \\ - 0.09 \\ \hline 0.60 \end{array}$$

5

$$\begin{array}{r} \square \\ - 0.82 \\ \hline 1.65 \end{array}$$

6

$$\begin{array}{r} \square \\ - 1.03 \\ \hline 1.78 \end{array}$$

7 Solve the problem.

Gina and Ellie combined their money to buy a new book. Gina had \$6.02 and Ellie had \$7.25. The book cost \$12.95. How much money did they have left after buying the book? Use blocks and pictures to help you. Explain how you got your answer.

Representing Decimals Using Money

Use this price chart to answer the questions.

T-shirt	\$7.95
Book	\$9.50
Sandwich	\$6.35
Water	\$1.60
Bus Ticket	\$25.40

1 Rona bought some of the items in the chart. She spent \$17.45. What might she have bought?

2 David had \$4.60 left after paying for his items with \$30. What might he have bought? Find two different possible purchases.