

Introducing This Year's Mathematics

NCTM Standards 1, 2, 6, 7, 8, 9

- 1 Make an organized list of all possible combinations of dimes, nickels, and pennies that make 25¢. Use this table for your list.



| Dimes  | Nickels  | Pennies  |
|---|---|---|
| | | |
| | | |
| | | |
| | | |
| | | |
| | | |
| | | |
| | | |
| | | |
| | | |
| | | |
| | | |
| | | |
| | | |



- 2 What is the total number of different combinations?

Explain how you know you have listed all the possible combinations.

- 3 Make an organized list of the number of coins in each coin combination in Problem 1. Use this table for your list.



| | | | | | | | | | | | | | |
|-----------------|---|--|--|--|--|--|--|--|--|--|--|--|--|
| Dimes | 2 | | | | | | | | | | | | |
| Nickels | 1 | | | | | | | | | | | | |
| Pennies | 0 | | | | | | | | | | | | |
| Number of Coins | 3 | | | | | | | | | | | | |

- 4 Do any of the combinations have the same number of coins?



- 5 **Challenge** Use the table above to help you answer the following questions.

How many different combinations of dimes, nickels, and pennies are worth 24¢?

Explain how you know.

How many different combinations of dimes, nickels, and pennies are worth 26¢?

Explain how you know.

Investigating Cross Number Puzzles

NCTM Standards 1, 2, 7, 8

As you complete these puzzles, look for shortcuts.
Remember that amounts on both sides of a thick
line must be the same.

1

| | | |
|----|----|--|
| 51 | 13 | |
| 20 | 16 | |
| | | |

2

| | | |
|----|---|--|
| 60 | 4 | |
| 30 | 6 | |
| | | |

3

| | | |
|--|---|----|
| | 2 | 42 |
| | 9 | |
| | | 81 |

4

| | | |
|----|----|----|
| 39 | | 42 |
| | 29 | |
| 49 | | |

5

| | | | |
|----|----|----|-----|
| 18 | 19 | 20 | |
| 19 | | 18 | |
| 20 | 18 | 19 | |
| | | | 171 |

6

| | | | |
|----|----|----|----|
| 30 | 20 | 7 | |
| 20 | | 30 | 57 |
| 7 | 30 | 20 | |
| | | | |

7

| | | |
|-----|----|-----|
| | 51 | 351 |
| | 58 | |
| 400 | | |

8

| | | |
|----|-----|-----|
| | 350 | 395 |
| 32 | | |
| | 460 | |

9 Put numbers in the shaded boxes to make up your own Cross Number Puzzle. Complete the puzzle.



10 Explain how you know what numbers to write to the right and below the thick lines.

| | | |
|--|--|--|
| | | |
| | | |
| | | |



11 For lunch, Kim bought a sandwich for \$2.50 and a glass of lemonade for \$1.25. Steve bought a salad for \$1.25 and a slice of pizza. If they both spent the same amount, how much was the slice of pizza? Explain how you know.

12 **Challenge** Complete the puzzles.

| | | | |
|-----|-----|-----|-----|
| 50 | | 100 | 200 |
| | 65 | 35 | |
| 45 | | 55 | |
| 125 | 135 | | |

| | | | |
|-------|----|-----|-----|
| | 15 | | 600 |
| | | 60 | 300 |
| 1,086 | 6 | 180 | |
| 2,205 | 45 | 360 | |

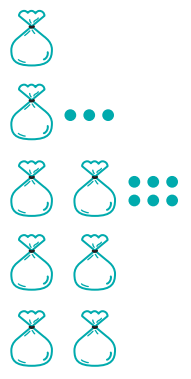
Investigating Input-Output Tables

NCTM Standards 1, 2, 6, 8

Complete the tables.


1

| | | | | | | |
|-----------------------|----|---|---|---|---|---|
| INPUT | 2 | 5 | 1 | 3 | 0 | 4 |
| Add 3 | 5 | | | | | |
| Multiply by 2 | 10 | | | | | |
| Subtract 6 | 4 | | | | | |
| MACHINE OUTPUT | 4 | | | | | |



2

| | | | | | | |
|-----------------------|---|---|---|---|---|---|
| INPUT | 2 | 5 | 1 | 3 | 0 | 4 |
| Multiply by 3 | 6 | | | | | |
| Subtract the Input | 4 | | | | | |
| MACHINE OUTPUT | 4 | | | | | |



Every week you earn a certain amount of money.
You put half in the bank and spend half.


- 3 If you earned \$6 each week, how much money would you have spent by the end of 4 weeks? Show your work.
- _____
- 4 If you earned \$8 a week instead, how much money would you have been able to spend after 4 weeks? Show your work.
- _____
- 5 If you have spent \$40 after working for 4 weeks, how much money did you earn each week? Explain.
- _____
- _____

Complete the tables.

| | | | | | | | |
|---|-----------------------|----|---|---|---|----|----|
| 6 | INPUT | 4 | 3 | 5 | 9 | | |
| | Multiply by 10 | 40 | | | | 70 | |
| | Divide by 5 | | | | | 14 | 20 |
| | MACHINE OUTPUT | | | | | 14 | 20 |

7 MAKE YOUR OWN.
↓

| | | | | | | | | |
|---|-----------------------|---|---|---|---|----|----|--|
| 7 | INPUT | 4 | 5 | 0 | 7 | | | |
| | Multiply by 6 | | | | | 60 | | |
| | Divide by 3 | | | | | | 24 | |
| | MACHINE OUTPUT | | | | | | | |

 8 Find a one-step rule that would give the same outputs for the same inputs as the two-step rule shown in Problem 7.

9 **Challenge** Complete the table.

MAKE YOUR OWN.
↓ ↓

| | | | | | | | | |
|---|-----------------------|----|----|----|----|----|--|--|
| 9 | INPUT | 14 | 20 | 30 | | | | |
| | Subtract 8 | | | | 17 | | | |
| | Multiply by 2 | | | | | 60 | | |
| | Add 16 | | | | | | | |
| | MACHINE OUTPUT | | | | | | | |

Connecting Input-Output Machines and Puzzles

NCTM Standards 1, 2, 6, 9

First, complete the Cross Number Puzzle on the left. Then double each of the numbers to complete the puzzle on the right. Check to make sure the new puzzles work.

EXAMPLE

| INPUT | | |
|-------|---|----|
| 2 | 1 | 3 |
| 4 | 6 | 10 |
| 6 | 7 | 13 |

| MACHINE OUTPUT | | |
|----------------|----|----|
| 4 | 2 | 6 |
| 8 | 12 | 20 |
| 12 | 14 | 26 |

This output puzzle works!

1

| INPUT | | |
|-------|---|--|
| 6 | 8 | |
| 9 | 7 | |
| | | |

| MACHINE OUTPUT | | |
|----------------|--|--|
| 12 | | |
| | | |
| | | |

Does this output puzzle work?

2

| INPUT | | |
|-------|----|----|
| 10 | | |
| | 9 | 19 |
| | 17 | |

| MACHINE OUTPUT | | |
|----------------|--|--|
| | | |
| | | |
| | | |

Does this output puzzle work?



- B** Emma counted 14 goldfinches and 8 wrens at her birdfeeders on Saturday morning. In the afternoon she counted twice as many of each kind of bird. How many birds did Emma count in all on Saturday? Explain how you know.

Complete all puzzles by filling in the missing numbers. Remember that the machine doubles the numbers in the Input puzzles. Here you may have to look at the numbers in the Output puzzles to complete the Input puzzles.

4

INPUT

| | | |
|----|---|----|
| 30 | | 39 |
| | 5 | |
| | | 74 |

MACHINE OUTPUT

| | | |
|----|----|-----|
| | 18 | |
| 60 | | 70 |
| | | 148 |

5

INPUT

| | | |
|-----|-----|--|
| 140 | | |
| | 120 | |
| 340 | | |

MACHINE OUTPUT

| | | |
|-----|-----|-----|
| | 200 | |
| 400 | | 640 |
| | | |



6 Explain how you completed the top row of the input puzzle in Problem 5.

7 Challenge

INPUT

| | | | |
|----|--|----|----|
| | | 13 | |
| 22 | | | 53 |
| | | | 42 |
| 47 | | | |

MACHINE OUTPUT

| | | | |
|----|----|----|--|
| 22 | | | |
| | 20 | 42 | |
| | | 24 | |
| | 82 | | |








Introducing Negative Outputs

NCTM Standards 1, 2, 8, 9, 10

Complete the tables.












1

| | | | | | | |
|-----------------------|----|----|----|---|----|----|
| INPUT | 4 | 6 | 10 | 7 | 35 | 18 |
| Add 20 | 24 | 26 | | | | |
| Subtract 8 | 16 | | | | | |
| MACHINE OUTPUT | 16 | | | | | |


2

| | | | | | | |
|-----------------------|----|---|----|---|---|---|
| INPUT | 4 | 6 | 10 | 7 | 3 | 8 |
| Add 3 | 7 | | | | | |
| Multiply by 2 | 14 | | | | | |
| Subtract the Input | 10 | | | | | |
| Add 6 | | | | | | |
| MACHINE OUTPUT | | | | | | |

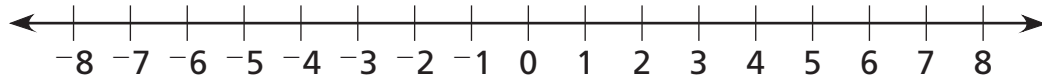












3 The temperature in the evening was 7° less than the temperature in the afternoon. Use the table to record some possible afternoon and evening temperatures.

| | | | | | | | |
|---|--|--|--|--|--|--|--|
| Afternoon  | | | | | | | |
| Evening  - 7 | | | | | | | |

 **4** Suppose the temperature was 0°F in the afternoon. What would the new temperature be in the evening after it dropped 7° ? Explain how you found the answer.

Use the number lines to complete the tables. Fill in the shorthand rules.



5

| | | | | | | | | |
|---------------|---|---|----|---|---|---|----|-----|
| INPUT | 6 | 8 | 4 | 1 | 2 | 0 | | |
| OUTPUT | 0 | 2 | -2 | | | | -4 | - 6 |

6

| | | | | | | | | |
|---------------|---|---|----|---|---|---|----|---------|
| INPUT | 4 | 7 | 1 | 3 | 2 | 0 | -4 | |
| OUTPUT | 1 | 4 | -2 | | | | | - _____ |



7

| | | | | | | | | |
|---------------|----|----|----|----|---|-----|-----|---------|
| INPUT | 15 | 10 | 8 | 20 | 0 | -10 | | |
| OUTPUT | 6 | 1 | -1 | | | | -25 | - _____ |

8 For Problem 7, explain how you found the input when the output was -25.

9 **Challenge** Complete the table and shorthand rule.

| | | | | | | | | |
|---------------|----|-----|-----|----|----|----|------|---------|
| INPUT | 72 | 14 | -8 | 24 | 31 | | | |
| OUTPUT | 22 | -36 | -58 | | | -3 | -104 | - _____ |

Determining Rules Using Two Operations

NCTM Standards 1, 2, 6, 8, 9


Complete the tables and shorthand rules.


| | | | | | | | | | |
|---|--------|----|---|---|----|---|----|----|------|
| 1 | INPUT | 7 | 1 | 4 | 12 | 0 | 21 | | x |
| | OUTPUT | 14 | 2 | 8 | | | | 50 | $2x$ |

| | | | | | | | | | |
|---|--------|----|----|----|---|----|----|----|-------------------------|
| 2 | INPUT | 1 | 7 | 8 | 5 | 14 | 29 | | x |
| | OUTPUT | 13 | 19 | 20 | | | | 12 | $x + \underline{\quad}$ |

| | | | | | | | | | |
|---|--------|---|---|----|----|---|----|-----|--------------------------|
| 3 | INPUT | 1 | 2 | 5 | 10 | 9 | 50 | 100 | x |
| | OUTPUT | 3 | 5 | 11 | | | | | $2x + \underline{\quad}$ |

| | | | | | | | | | |
|---|--------|---|---|---|---|---|----|----|-------------------------|
| 4 | INPUT | 2 | 1 | 3 | 5 | 7 | 10 | | x |
| | OUTPUT | 4 | 1 | 7 | | | | 22 | $\underline{\quad} - 2$ |

-  5 One week, Beth charged \$5 for each of the 3 days she worked in her neighbor's garden and \$8 for mowing the lawn once. How much did she earn? Explain.

-  6 Tim earned \$7 for each of the 4 days he raked leaves in his neighbor's yard. He spent \$10 to buy a new rake. How much did he have left? Explain.

Complete the tables and write shorthand rules.

7

| | | | | | | | | |
|--------|----|----|----|---|----|----|-----|---|
| INPUT | 10 | 7 | 11 | 8 | 15 | 31 | 200 | x |
| OUTPUT | 19 | 13 | 21 | | | | | |

8

| | | | | | | | | |
|--------|----|---|----|---|----|---|----|---|
| INPUT | 3 | 1 | 5 | 7 | | 9 | | x |
| OUTPUT | 18 | 6 | 30 | | 24 | | 48 | |

9

| | | | | | | | | |
|--------|---|----|----|---|----|----|-----|---|
| INPUT | 2 | 3 | 5 | 7 | 50 | 44 | 110 | x |
| OUTPUT | 9 | 12 | 18 | | | | | |

10

| | | | | | | | | |
|--------|---|---|----|---|----|----|-----|---|
| INPUT | 2 | 1 | 10 | 4 | | | 100 | x |
| OUTPUT | 9 | 5 | 41 | | 25 | 37 | | |



11 Challenge Complete the table and then describe what a machine might be doing to generate these outputs. Use pictures, numbers, or words to explain the machine's rule.

| | | | | | | | |
|--------|----|----|----------------|----|---|----|-----------------|
| INPUT | 14 | 20 | 11 | 18 | | 21 | |
| OUTPUT | 7 | 10 | $5\frac{1}{2}$ | | 5 | | $17\frac{1}{2}$ |

Multiplying Cross Number Puzzles

NCTM Standards 1, 2, 6, 7, 8

Complete all the puzzles.

1

A

| | | |
|----|----|----|
| 4 | 7 | 11 |
| 8 | 3 | 11 |
| 12 | 10 | 22 |

$\times 3$

A \times 3

| | | |
|----|--|--|
| 12 | | |
| | | |
| | | |

2

B

| | | |
|----|----|--|
| 9 | 12 | |
| 10 | 11 | |
| | | |

$\times 4$

B \times 4

| | | |
|----|--|--|
| | | |
| | | |
| 76 | | |

3

C

| | | | |
|---|---|---|--|
| 1 | 7 | 9 | |
| 4 | 2 | 8 | |
| 6 | 5 | 3 | |
| | | | |

$\times 8$

C \times 8

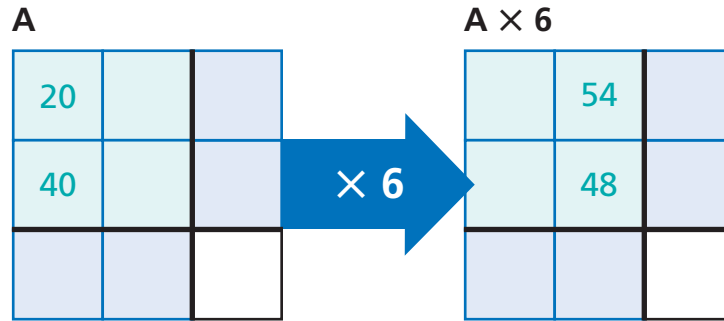
| | | | |
|--|--|--|--|
| | | | |
| | | | |
| | | | |
| | | | |



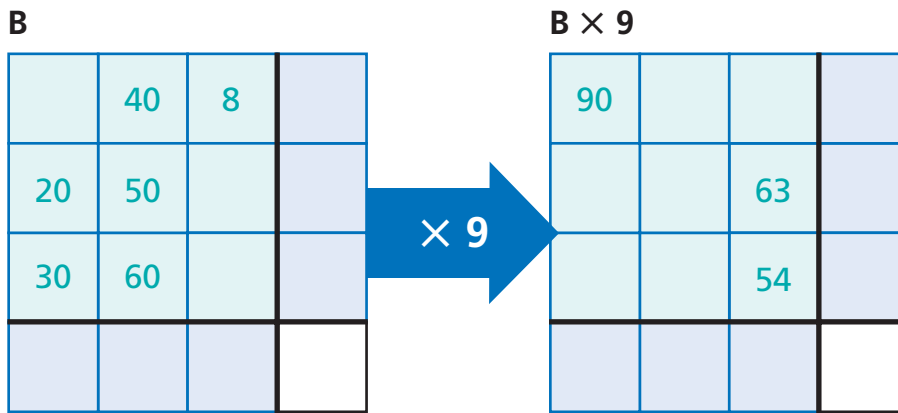
- 4 A small package of charms has 4 silver charms and 2 gold charms. A large package has 3 times as many gold and silver charms. How many charms are in a large package? Explain.

Complete all the puzzles. To complete the puzzles on the left, you may need to use some of the numbers in the puzzles on the right.

5

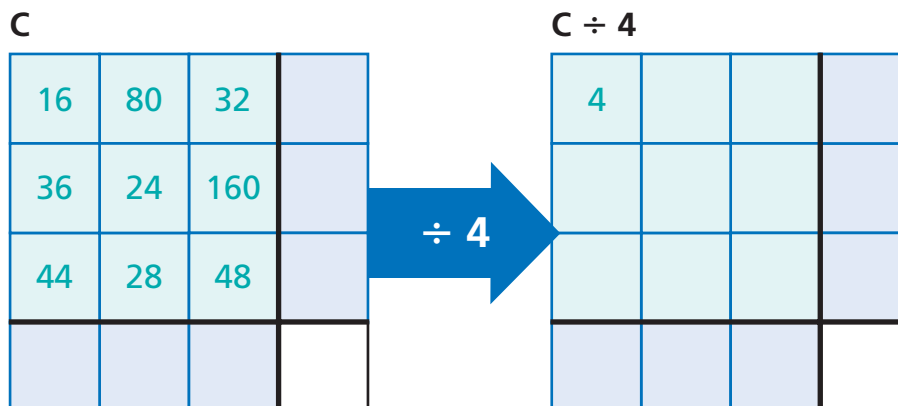


6



7 For Problem 6, explain how you found the three missing numbers for the light green boxes in Puzzle B.

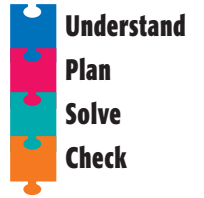
8 **Challenge** Divide.



Problem Solving Strategy

Look for a Pattern

NCTM Standards 1, 2, 6, 8, 9



- 1 The Rockin' Rock Candy machine only takes nickels. There is no sign on the machine telling you how many candies you will get for each nickel.

The table shows the number of candies given for 1 nickel, 2 nickels, and 6 nickels. Complete the table to show the number of candies you will get for 25¢, 15¢, and 50¢. Write the rule.

| | | | | | | | |
|---------|---|----|----|--|--|--|---|
| Nickels | 1 | 2 | 6 | | | | x |
| Candies | 6 | 10 | 26 | | | | |

- 2 Jon and Peter each saved a certain amount of money each week. Complete the tables. How many weeks did it take each boy to save \$60?

JON

| | | | | | |
|---------------|----|----|----|----|---|
| Weeks | 3 | 6 | 8 | | x |
| Dollars Saved | 18 | 36 | 48 | 60 | |

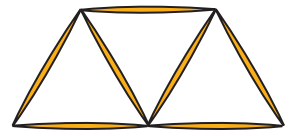
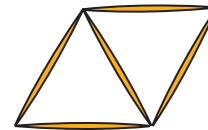

_____ weeks

PETER

| | | | | | |
|---------------|----|----|----|----|---|
| Weeks | 3 | 6 | 8 | | x |
| Dollars Saved | 15 | 30 | 40 | 60 | |

_____ weeks

- 3 Use the toothpick patterns of triangles to complete the table and write the rule.



| | | | | | | | |
|----------------------|---|---|---|---|---|---|---|
| Number of Triangles | 1 | 2 | 3 | 4 | 6 | 8 | x |
| Number of Toothpicks | 3 | 5 | | | | | |

Problem Solving Test Prep

Choose the correct answer.

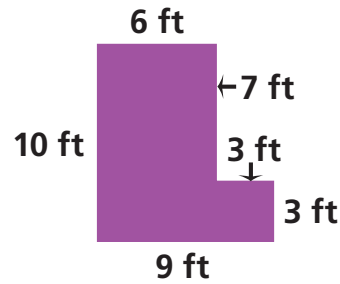
1 Alice had a collection of 33 baseball cards. She gave 5 cards to her sister. Let c represent the number of cards Alice had left. Which number sentence could be used to find the number of cards Alice had in her collection?

- A. $c + 5 = 33$
- B. $c - 5 = 33$
- C. $5 - c = 33$
- D. $5 \times c = 33$

2 A typical slice of cheese pizza contains 248 calories, 11 grams of protein, 24 grams of carbohydrates, and 12 grams of fat. How many calories are in an eight-slice pizza?

- A. 1,984 calories
- B. 1,900 calories
- C. 1,620 calories
- D. 1,500 calories

3 Jenny has 2 rooms to carpet. Each room has the same dimensions as the diagram below. What is the area of the 2 rooms combined?



- A. 38 square feet
- B. 69 square feet
- C. 78 square feet
- D. 138 square feet

4 What rule can you use to find the next number in the number pattern?

1; 10; 100; 1,000; ■

- A. Add 9.
- B. Add 90.
- C. Multiply by 10.
- D. Multiply by 100.

Show What You Know

Solve each problem. Explain your answer.

5 Bret built a brick wall. He began with 1,051 bricks and built the wall that was between 31 and 36 bricks long. There were 31 bricks left over. How many bricks high is the wall Bret built? Explain how you know.

6 Draw what this figure will look like if it is rotated 180° around the point. Explain how you know.



Review/Assessment

NCTM Standards 1, 2, 6, 7, 8, 9

Complete the Cross Number Puzzles. *Lesson 2*

1

| | | |
|----|----|--|
| 43 | 18 | |
| 27 | 52 | |
| | | |

2

| | | |
|----|----|----|
| 35 | | 80 |
| | 75 | |
| 62 | | |

3 Complete the Cross Number Puzzle on the left. Then double each of the numbers to complete the puzzle on the right. *Lesson 4*

INPUT

| | | |
|----|----|----|
| 28 | | |
| | 40 | 67 |
| | | |

$\times 2$

OUTPUT

| | | |
|----|--|-----|
| 56 | | |
| | | 134 |
| | | |

4 Complete both Cross Number Puzzles. *Lesson 7*

INPUT

| | | |
|----|----|--|
| 5 | 15 | |
| 11 | 6 | |
| | | |

$\times 4$

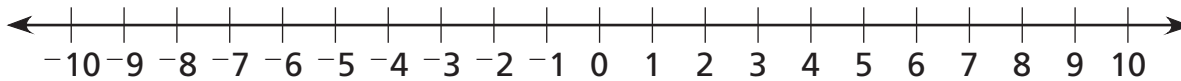
OUTPUT

| | | |
|--|--|--|
| | | |
| | | |
| | | |

5 Complete the table. [Lesson 3](#)

| | | | | | | | |
|-----------------------|---------------|---|---|---|---|----|----|
| INPUT | | 1 | 2 | 4 | 6 | | |
| | Multiply by 8 | | | | | 64 | |
| | Divide by 4 | | | | | 16 | 20 |
| MACHINE OUTPUT | | | | | | 16 | 20 |

Complete the tables and rules. [Lessons 5 and 6](#)



6

| | | | | | | | | | | | | |
|---------------|---|----|----|---|----|----|---|----|---|----|----|-------------------------|
| INPUT | 6 | 2 | 1 | 0 | -4 | | 5 | | 8 | -3 | -7 | x |
| OUTPUT | 3 | -1 | -2 | | | -9 | | -5 | | | | $x - \underline{\quad}$ |

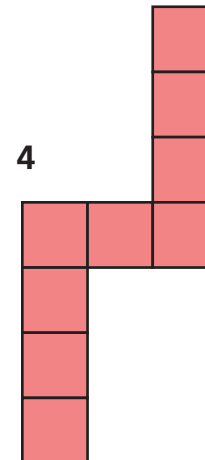
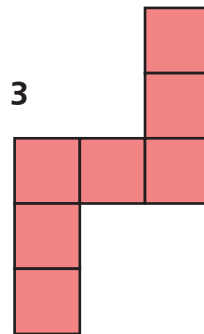
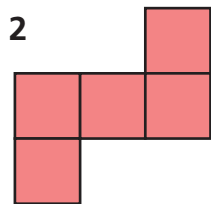
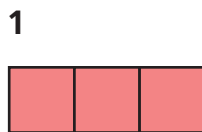
7

| | | | | | | | | | | | | |
|---------------|---|---|---|---|----|----|----|---|----|----|---|--------------------------|
| INPUT | 4 | 2 | 1 | 7 | 11 | | 12 | 9 | | | 6 | x |
| OUTPUT | 9 | 5 | 3 | | | 17 | | | 11 | 21 | | $\underline{\quad}x + 1$ |

8

| | | | | | | | | | | | | |
|---------------|----|----|----|---|---|----|----|----|----|----|---|--------------------------|
| INPUT | 4 | 5 | 6 | 0 | 2 | 11 | | | | | 7 | x |
| OUTPUT | 16 | 19 | 22 | | | | 40 | 31 | 28 | 34 | | $3x + \underline{\quad}$ |

9 Use the tile patterns to complete the table and write the rule. [Lesson 8](#)



| | | | | | | | |
|------------------------|---|---|---|---|---|---|-----|
| Pattern Number | 1 | 2 | 3 | 4 | 5 | 6 | x |
| Number of Tiles | 3 | | | | | | |