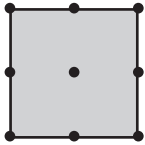
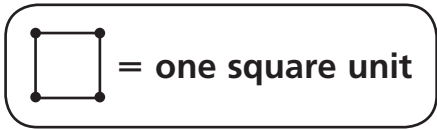
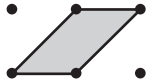


# Introducing Area

Find the area of each figure.



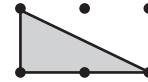
Area:



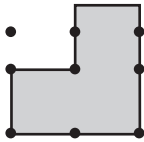
Area:



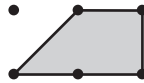
Area:



Area:



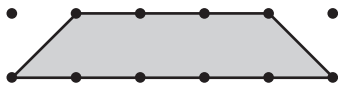
Area:



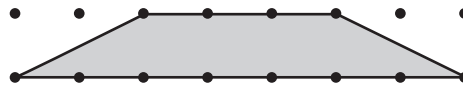
Area:



Area:



Area:

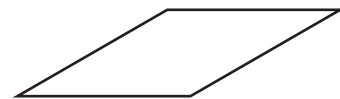


Area:



## Test Prep

- How many lines of symmetry does this figure appear to have? Explain how you found your answer.




---



---



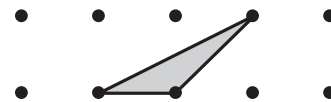
---



---

# Assembling Congruent Figures to Find Area

- 1 Make a copy of the triangle. Cut it out. Use it, if you wish, to complete the rest of the problem.

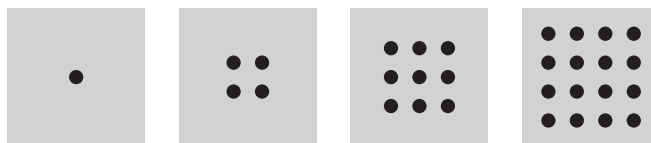


Draw lines to show how many copies of this triangle it would take to cover each of the figures below.



## Test Prep

- 2 These are the first 4 cards in a pattern:



If the pattern continues this way, how many cards will have more than 50 but fewer than 100 dots? Explain how you found your answer.

---

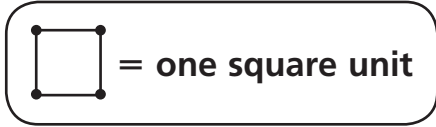


---




---


# Using Known Areas to Find Unknown Areas




1 Each of these triangles has an area of \_\_\_\_\_ square units.  
Draw 2 or 3 other triangles with the same area.



2 The area of the triangle below is \_\_\_\_\_ square units.  
Draw some other triangles with the same area.



3 The area of the triangle below is \_\_\_\_\_ square units.  
Draw some other triangles with the same area.



## Test Prep

4 How many minutes are in 5 hours 38 minutes? Explain.

\_\_\_\_\_

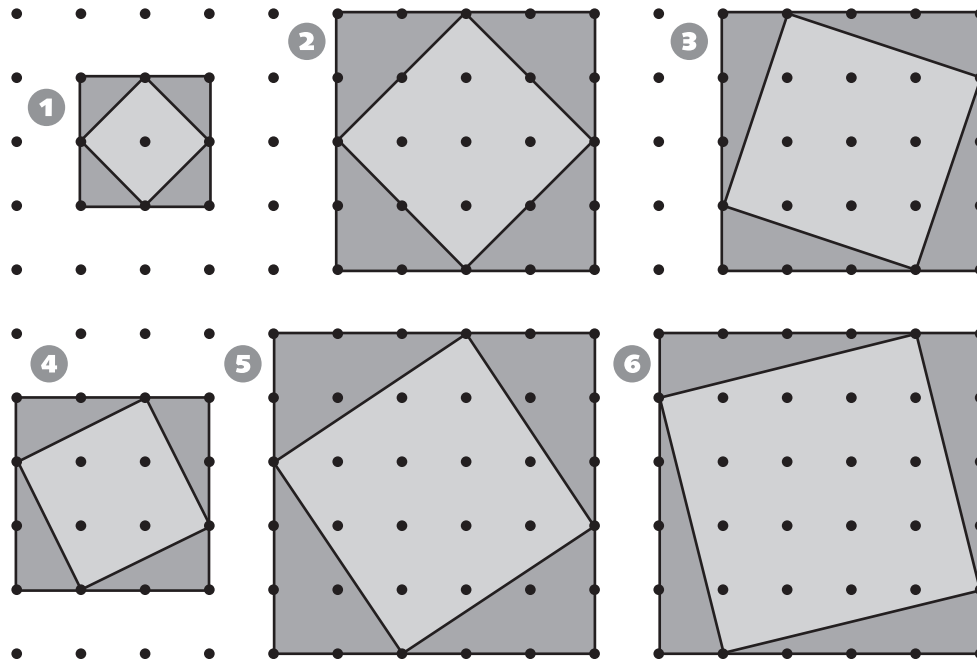
\_\_\_\_\_

\_\_\_\_\_

# Introducing Standard Units for Measuring Area



Fill in the chart with the areas of the shaded, unshaded, and total parts in each figure.



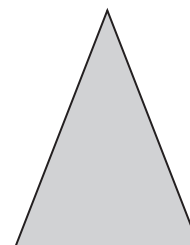
Area (square cm)	1	2	3	4	5	6
dark gray area	2					
light gray area	2					
Total	4					

© Education Development Center, Inc.



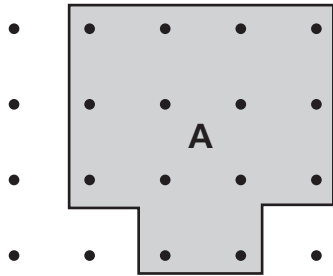
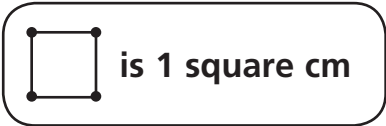
## Test Prep

- 7 What type of triangle is shown here?
- A. right
  - B. scalene
  - C. isosceles
  - D. equilateral

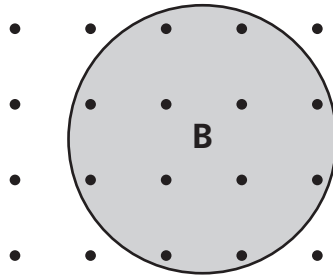


# Estimating Area in Standard Units

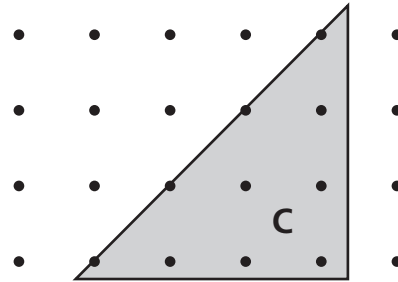
1 Estimate the area of each figure in square centimeters.



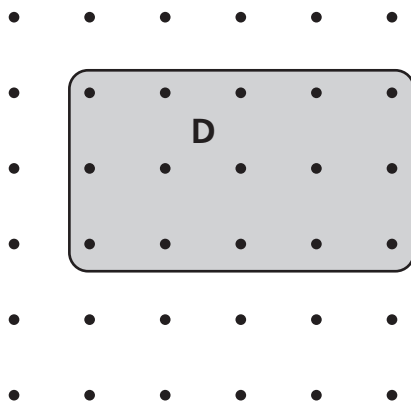
Area: about \_\_\_\_\_ square cm



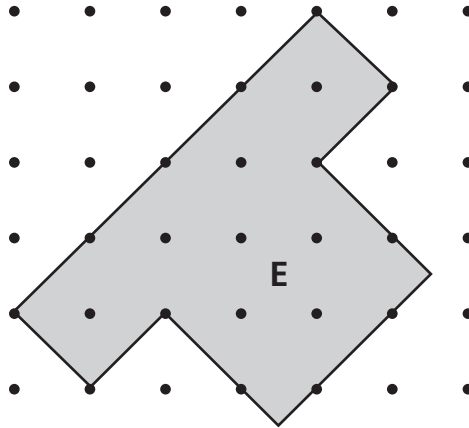
Area: about \_\_\_\_\_ square cm



Area: about \_\_\_\_\_ square cm



Area: about \_\_\_\_\_ square cm



Area: about \_\_\_\_\_ square cm



## Test Prep

2 Sherry's basketball team has a 40-minute practice every other day. How many hours does the team practice in 12 days? Explain.

---



---




---



---

# Introducing Perimeter

Measure the length and width of each rectangle.  
Then find the perimeter.




Rectangle	Length	Width	Perimeter
1	cm	cm	cm
2	cm	cm	cm
3	cm	cm	cm



## Test Prep


4 Maya made a quilt with pieces like this one. Measure the length and width of the piece to the nearest centimeter. What is the perimeter of the piece?


- A. 9 cm
- B. 10 cm
- C. 18 cm
- D. 20 cm

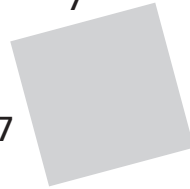



# Connecting Perimeter and Area

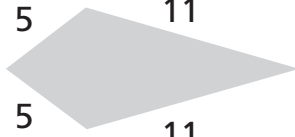
Find the perimeter of each quadrilateral.


①   
rectangle  
\_\_\_\_\_ units

②   
parallelogram  
\_\_\_\_\_ units

③   
square  
\_\_\_\_\_ units

④   
rhombus  
\_\_\_\_\_ units

⑤   
quadrilateral  
\_\_\_\_\_ units

⑥   
trapezoid  
\_\_\_\_\_ units

- ⑦ List the figures with two pairs of parallel sides. 1 \_\_\_\_\_
- ⑧ Which figure has exactly one pair of parallel sides? \_\_\_\_\_
- ⑨ List the figures with four equal sides. \_\_\_\_\_
- ⑩ List the figures with four right angles. \_\_\_\_\_
- ⑪ Which figure has four equal sides and four right angles? \_\_\_\_\_



## Test Prep

- ⑫ Describe a scalene triangle. \_\_\_\_\_
- ⑬ Describe an isosceles triangle. \_\_\_\_\_
- ⑭ Describe an equilateral triangle. \_\_\_\_\_