



Name _____

Tug of War

Tug of War Plus Sheet



Tug of War Minus Sheet



Making Two Jumps

A number line is shown with arrows at both ends, labeled with numbers from 0 to 20. The numbers 0, 10, and 20 are in a larger font. Below the number line are two sets of empty boxes for a math activity. Each set consists of a square box, a circle, a vertical line, another circle, and a final square box.

Number Road 0 to 50

50

40 41 42 43 44 45 46 47 48 49

30 31 32 33 34 35 36 37 38 39

20 21 22 23 24 25 26 27 28 29

10 11 12 13 14 15 16 17 18 19

0 1 2 3 4 5 6 7 8 9







Clock Memory Cards I









Clock Memory Cards 2



Clock Memory Cards 3



Clock Memory Cards 4



Name _____

Times of the Day

	Evening
	Afternoon
	Morning

Tug of War on the Number Road

50

40 41 42 43 44 45 46 47 48 49

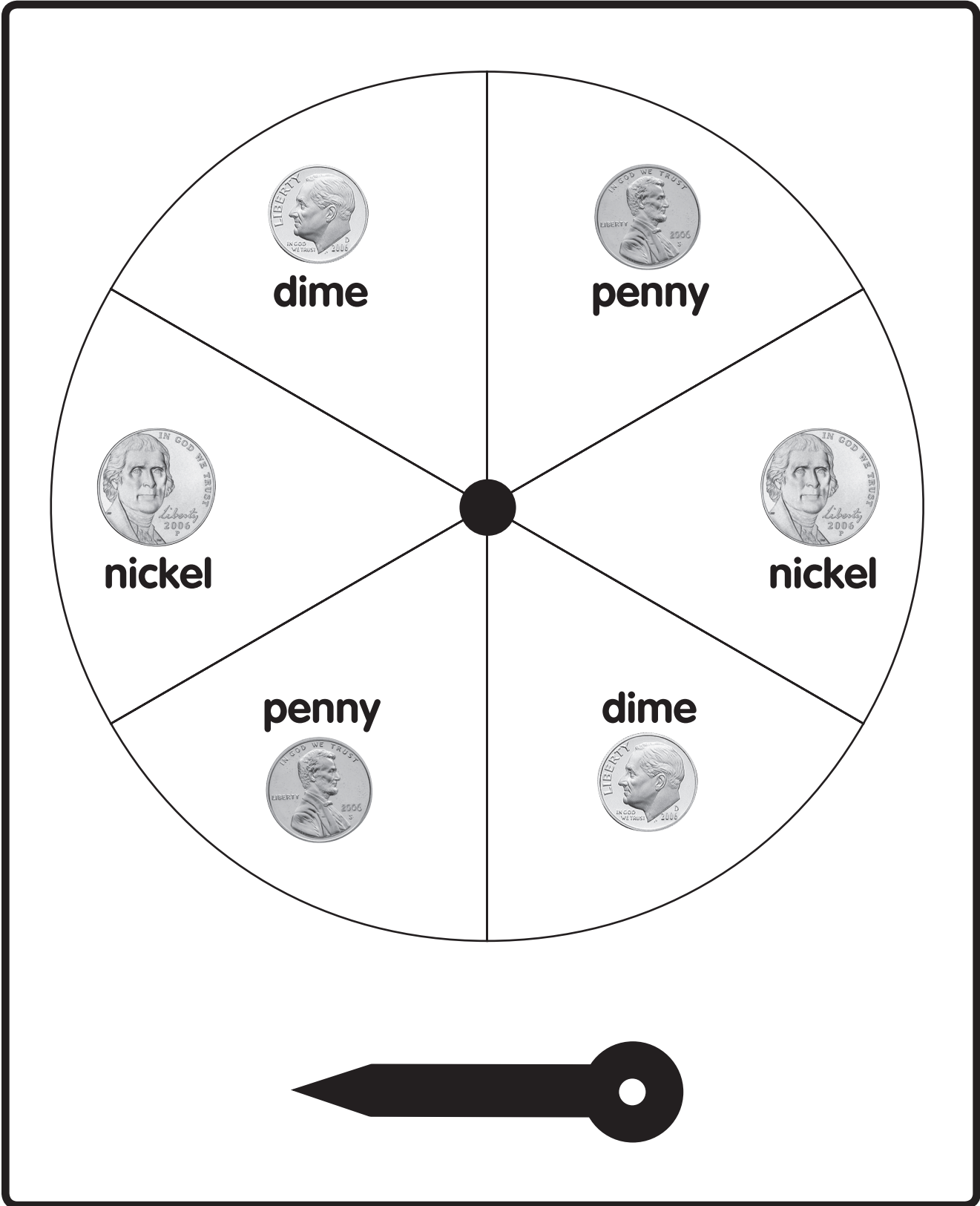
30 31 32 33 34 35 36 37 38 39

20 21 22 23 24 25 26 27 28 29


10 11 12 13 14 15 16 17 18 19

0 1 2 3 4 5 6 7 8 9


Coin Spinner 2



Jumping Jacks I



Jumping Jacks 2



Number Line Chunks I



A horizontal number line with 10 tick marks. Below the line are six boxes. The first box contains the number 5. The second box contains a dashed number 6 with arrows showing stroke order: a diagonal line down from top-left to bottom-right, and a counter-clockwise circle starting from the top. The remaining four boxes are empty.



A horizontal number line with 10 tick marks. Below the line are six boxes. The third box contains the number 10. The fourth box contains a dashed number 11 with arrows showing stroke order: a vertical line down, and a second vertical line down to the right. The remaining boxes are empty.



A horizontal number line with 10 tick marks. Below the line are six boxes. The fifth box contains a dashed number 18 with arrows showing stroke order: a vertical line down, and a counter-clockwise circle starting from the top. The sixth box contains the number 19. The remaining boxes are empty.



A horizontal number line with 10 tick marks. Below the line are six boxes. The second box contains a dashed number 18 with arrows showing stroke order: a vertical line down, and a counter-clockwise circle starting from the top. The third box contains the number 19. The remaining boxes are empty.

Number Line Chunks 2



A horizontal number line with arrows at both ends and eight tick marks. Below the tick marks are five boxes. The first box contains the number 6. The second box contains a dashed number 8 with arrows showing the stroke order: a counter-clockwise circle for the top loop and a counter-clockwise circle for the bottom loop. The remaining three boxes are empty.



A horizontal number line with arrows at both ends and eight tick marks. Below the tick marks are five boxes. The first box contains the number 16. The second box contains a dashed number 18 with arrows showing the stroke order: a vertical line down for the 1, a counter-clockwise circle for the top loop of the 8, and a counter-clockwise circle for the bottom loop of the 8. The remaining three boxes are empty.



A horizontal number line with arrows at both ends and eight tick marks. Below the tick marks are five boxes. The first box contains the number 26. The second box contains a dashed number 28 with arrows showing the stroke order: a counter-clockwise circle for the top loop of the 2, a horizontal line to the right for the bottom bar of the 2, a counter-clockwise circle for the top loop of the 8, and a counter-clockwise circle for the bottom loop of the 8. The remaining three boxes are empty.

Number Line Chunks 3



Number line with 10 tick marks. Below the line are six boxes. The fifth box contains a dashed number 9 with arrows showing stroke order. The sixth box contains the number 10. The first four boxes are empty.



Number line with 10 tick marks. Below the line are six boxes. The fifth box contains a dashed number 19 with arrows showing stroke order. The sixth box contains the number 20. The first four boxes are empty.



Number line with 10 tick marks. Below the line are six boxes. The first box contains the number 7. The second box contains a dashed number 8 with arrows showing stroke order. The remaining four boxes are empty.



Number line with 10 tick marks. Below the line are six boxes. The first box contains the number 17. The second box contains a dashed number 18 with arrows showing stroke order. The remaining four boxes are empty.

Number Line Chunks 4



A horizontal number line with arrows at both ends and eight tick marks. Below the line are five boxes. The first box contains the number 1. The second box contains a dashed number 3 with arrows and dots showing stroke order: a curved arrow for the top loop and a curved arrow for the bottom loop. The remaining three boxes are empty.



A horizontal number line with arrows at both ends and eight tick marks. Below the line are five boxes. The first box contains the number 11. The second box contains a dashed number 13 with arrows and dots showing stroke order: a vertical line for the 1 and a curved arrow for the 3. The remaining three boxes are empty.





A horizontal number line with arrows at both ends and eight tick marks. Below the line are five boxes. The first box contains the number 21. The second box contains a dashed number 23 with arrows and dots showing stroke order: a curved arrow for the 2 and a curved arrow for the 3. The remaining three boxes are empty.

Sorting Table I

Blue	Orange



Name _____

Sorting Table 2































	Blue	Orange
		
		

Name _____

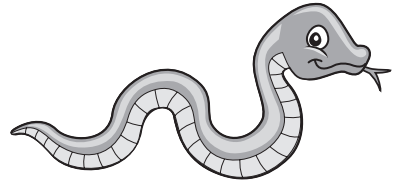
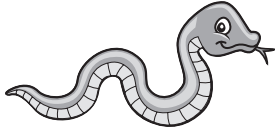
Sorting Table 3

Number Road Race Recording Sheet

1.				
2.				
3.				
4.				
5.				
6.				
7.				
8.				
9.				
10.				

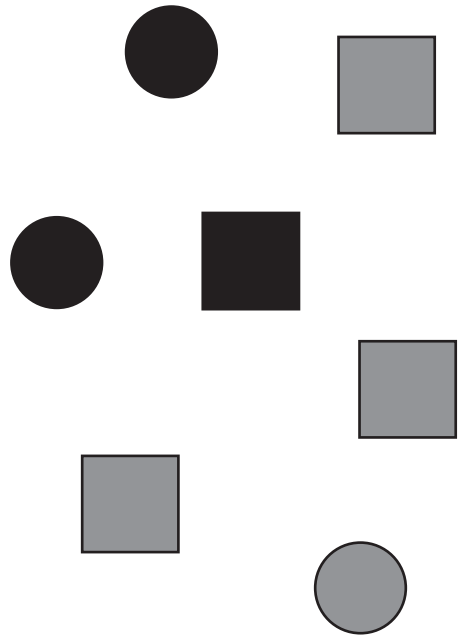
Growing a Snake

 0 $+$ $=$ $+$ $=$ $+$ $=$ $+$ $=$

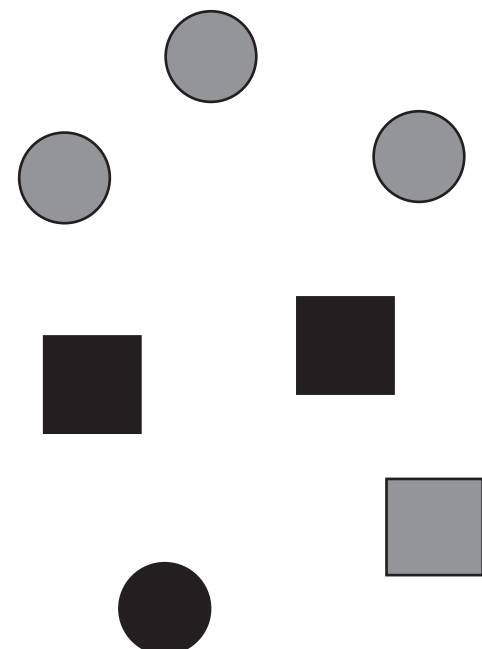
Tables and Collections I



	Black	Gray
○	2	1
□	1	3
		All
		7



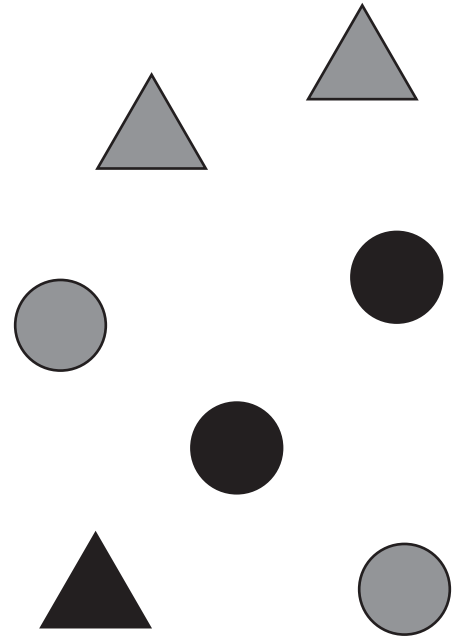
	Gray	Black
○	3	1
□	1	2
		All
		7



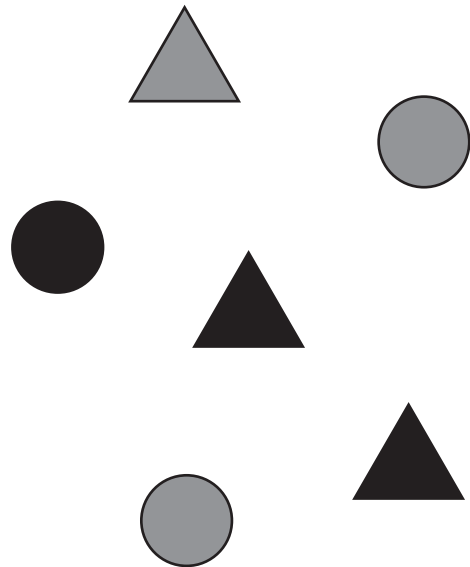
Tables and Collections 2



	Gray	Black
○	2	2
△	2	1
		All
		7









	Gray	Black
○	2	1
△	1	2
		All
		6








Tables and Collections 3









	Black	Gray
	1	2
	2	1
	All	
	6	

	Black	Gray
	3	2
	1	3
	All	
	9	

Tables and Collections 4




	Black	Gray
☆	2	1
□	1	2
	All	
	6	

	Black	Gray
☆	1	1
□	1	1
	All	
	4	


Tables and Collections 5



	Gray	Black
△	2	1
☆	1	3
		All
		7




	Black	Gray
△	1	3
☆	1	1
		All
		6




Tables and Collections 6





	Gray	Black
○	2	2
☆	2	2
		All
		8



	Black	Gray
○	3	1
☆	1	2
		All
		7








Pictures of Rusty



Coins, Tallies, and Numbers I



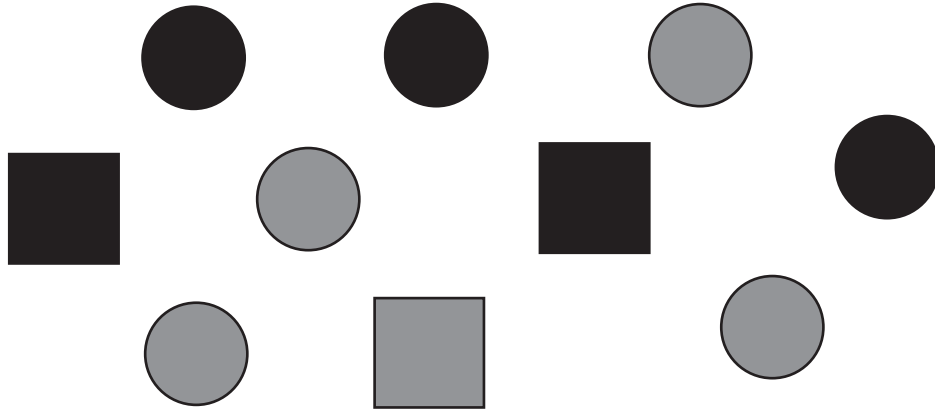
	<p>III II</p>	<p>7</p>
	<p>III III I</p>	<p>II</p>
	<p>III III II</p>	<p>12</p>
	<p>III III III III</p>	<p>20</p>
	<p>III III</p>	<p>8</p>



Coins, Tallies, and Numbers 2




		9
		10
		13
		14
		15

Sorting Shapes



	Black	Gray	All
	3		
			
All			

Sorting Chickens



	BIG	small	All
White	3		
Black			
All			

Tossing a Penny

<p>Heads</p> 	
<p>Tails</p> 	



times



times

Name _____

Tally Table

Spending Money



$$\square \text{¢} - \square \text{¢} = \square \text{¢}$$

$$\square \text{¢} - \square \text{¢} = \square \text{¢}$$

$$\square \text{¢} - \square \text{¢} = \square \text{¢}$$

$$\square \text{¢} - \square \text{¢} = \square \text{¢}$$